




# INSTALLATION STEPS



1. Drill hole through material to be fastened into base material.  
(See selection chart for drill size).



2. Insert Hammer-Set into hole until head of anchor body is flush with material to be fastened. Tap the nail until flush with head of anchor.



3. Anchor is now set.