

Expansion Tank Connection Kit

© Copyright 2009 Caleffi

Series 255

Function

Expansion tank connection kit is designed for use with Caleffi solar expansion tank series 259, sizes 3 - 7 gallons.

The kit consisting of a flexible stainless steel hose, a double automatic check valve, flat gaskets, wall bracket and mounting hardware, helps reduce installation time and provides suitable mounting.

Product Range

255

255007



Technical Specifications

Materials:

- Flexible tubing:
- Wall bracket:
- Flat gaskets:
- Double check valve:

stainless steel
steel
Superinterite
brass

Medium:

water and glycol

Maximum percent of glycol:

50 %

Maximum working pressure:

150 psi (10 bar)

Max. working temperature of automatic double check valve:

230°F (110°C)

Bracket length:

10 inch (250 mm)

Flexible tube length:

24 inch (610 mm)

Maximum expansion tank size for wall bracket is 7 gallons (25 l).

Connections:

3/4" straight thread

Installation

Install the solar expansion tank on a stable wall position determined by the length of the flexible tubing after connecting one end to the pump station safety group connection port 3/4" M thread inserting flat gasket into the 3/4" F expansion tank connection nut. Mark the location and drill for the mounting screws 5/16" x 2" (8 mm x 50 mm) and secure the bracket to the wall. Insert the hexagonal double check valve into the bracket, Fig. 1, and tighten nut (A) to the bracket, Fig. 2. Insert flat gasket into the 3/4" F expansion tank connection nut and insert flat gasket into 3/4" F thread of double check valve and thread on expansion tank connect to expansion tank.

Fig. 1

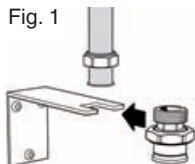


Fig. 2

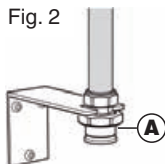
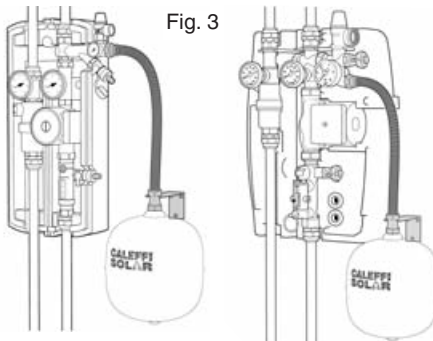


Fig. 3



Accessories



Series 259

Solar expansion tanks.

Heat resistant diaphragm compatible with glycol mixtures.

Maximum Working Pressure: 150 psi (10 bar)

Temperature range: 15 - 250 deg F (-10 ÷ 110°C)

Max. percentage of glycol: 50%

Available capacities: 3, 5, 7, 9, 13 gallons (12, 18, 25, 35 and 50 liter)

Tank: epoxy painted steel

Diaphragm: EPDM



SAFETY INSTRUCTION

This safety alert symbol will be used in this manual to draw attention to safety related instructions. When used, the safety alert symbol means **ATTENTION! BECOME ALERT! YOUR SAFETY IS INVOLVED! FAILURE TO FOLLOW THESE INSTRUCTIONS MAY RESULT IN A SAFETY HAZARD.**



CAUTION: All work must be performed by qualified personnel trained in the proper application, installation, and maintenance of systems in accordance with all applicable codes and ordinances.



CAUTION: If the expansion tank connection kit is not installed, commissioned and maintained properly, according to the instructions contained in this manual, it may not operate correctly and may endanger the user.



CAUTION: Make sure that all the connecting pipework is liquid tight.



CAUTION: When making the liquid connections, make sure that connecting pipework is not mechanically over-stressed. Over time this could cause breakages, with consequent liquid losses which, in turn, could cause harm to property and/or people.



CAUTION: Liquid temperatures higher than 100°F can be dangerous. During the installation, commissioning and maintenance, take the necessary precautions to ensure that such temperatures do not endanger people.

Leave this manual for the user.



Caleffi North America, Inc.
3883 West Milwaukee Road
Milwaukee, WI 53208
T: 414.238.2360 F: 414.238.2366