

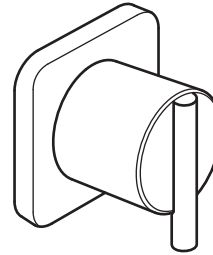
# INSTALLATION INSTRUCTIONS

## Rem™ Handle Trim Kits for Straight Wall Valves Model D35100.700



AMERICAN STANDARD

*Thank you for selecting DXV by American Standard. To ensure that your installation proceeds smoothly, please read these instructions carefully before you begin.*



### RECOMMENDED TOOLS AND MATERIALS

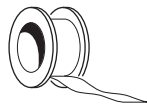
Most of the procedures require the use of common tools and materials, which are available from hardware and plumbing, supply stores. It is essential that the tools and materials be on hand before work is begun.



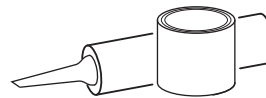
Adjustable Wrench



Channel Locks



Teflon Tape



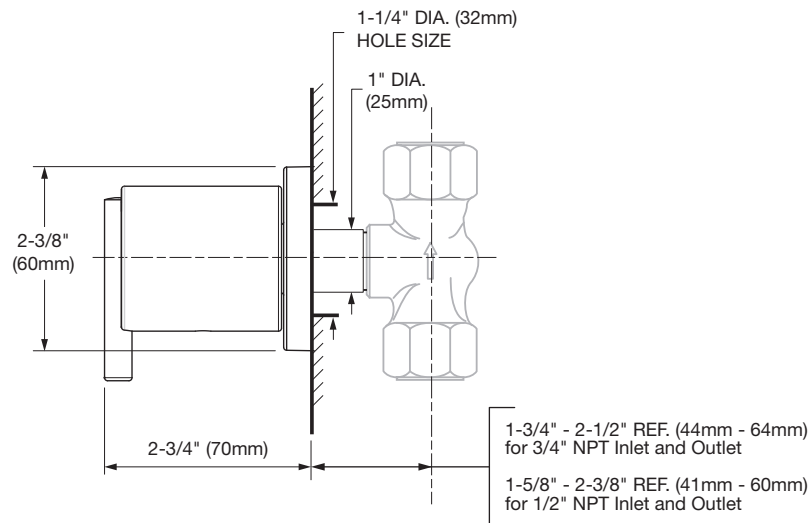
Plumbers' Putty or Caulking



Regular Screwdriver

### ROUGHING-IN DIMENSIONS:

- For reference



#### In the United States:

DXV by American Standard  
One Centennial Avenue  
Piscataway, New Jersey 08855  
Attention: Director of Customer Care

For residents of the United States, warranty information may also be obtained by calling the following toll free number: (800) 227-2734  
[www.DXV.com](http://www.DXV.com)

#### In Canada:

DXV by American Standard  
5900 Avebury Road  
Mississauga, Ontario  
L5R 3M3  
Canada

Toll Free: 1-800-387-0369  
Local: 905-306-1093  
Fax: 1-800-395-1498  
[www.DXV.ca](http://www.DXV.ca)

#### In Mexico:

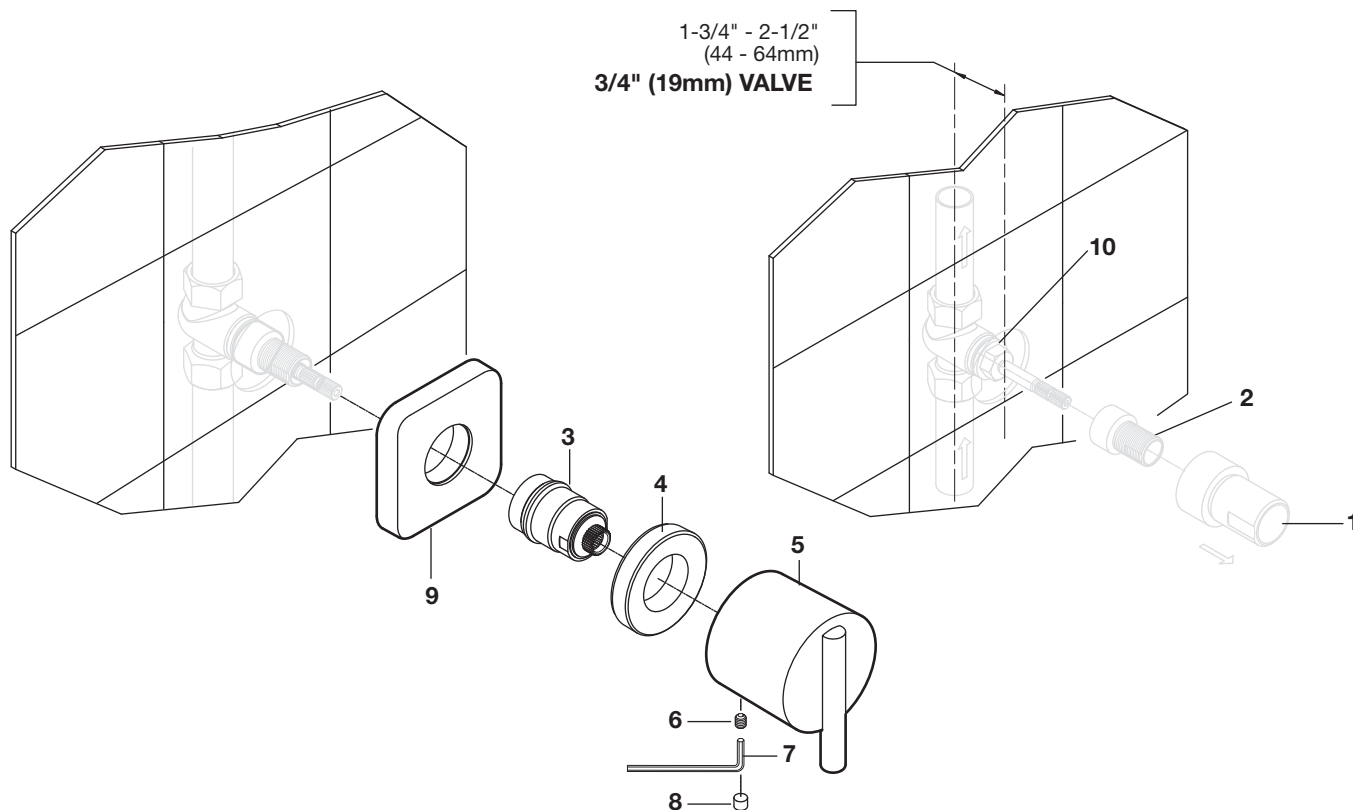
DXV by American Standard  
Via Morelos 330  
Col. Santa Clara Coatitla  
Ecatepec, Estado de México 55540

Toll Free: 01-800-8391200  
[www.DXV.mx](http://www.DXV.mx)

SAVE FOR FUTURE USE

**1 INSTALL VALVE TRIM** **CAUTION** Turn off hot and cold water supplies before beginning.  
**(3/4" VALVES)**

- Twist and pull off PLASTER GUARD (1). (3/4" VALVES)
- Thread ADAPTER (2) onto VALVE (10). Place ESCUTCHEON (9) over ADAPTER (2).
- Thread HANDLE ADAPTER (3) onto ADAPTER (2) until ESCUTCHEON (9) is flush against finished wall. Place HANDLE RING (4) onto HANDLE ADAPTER (3). Align LEVER HANDLE (5) as shown and install onto ADAPTER (3). Tighten SET SCREW (6) with HEX WRENCH (7) supplied. Install PLUG BUTTON (8).



AMERICAN STANDARD

**Rem™**  
**Handle Trim Kits**  
**for Straight Wall Valves**

MODEL NUMBER

**D35100.700**

H960837.XXX  
 ESCUTCHEON KIT

Replace the "XXX" with  
 appropriate finish code

POLISHED CHROME	100
BRUSHED NICKEL	144

H960855.191  
 EXTENSION ADAPTER

M964812-0070A  
 HANDLE RING  
 H960836.191  
 EXTENSION

H960808.191  
 EXTENSION KIT

M964445-0070A  
 BUTTON &  
 SCREW KIT

H960838.XXX  
 HANDLE KIT