

Features

- Vitreous china
- Three-bolt, quick-connect installation system
- 5-year limited warranty
- Less seat and supply
- 1.6 gpf (6 lpf)
- 2" (5.1 cm) glazed trapway
- 10" (25.4 cm) or 12" (30.5 cm) rough-in
- ADA bowl also available - model 402532 only
- 8" (20.3 cm) x 9" (22.9 cm) water area
- Insulated tank liner (402502-U, 402512-U and 402522-U)
- 27-1/4" (69.2 cm) x 18-1/8" (46 cm) x 29" (73.7 cm) [Round bowl]
- 29-1/4" (74.3 cm) x 18-1/8" (46 cm) x 29" (73.7 cm) [Elongated bowl]

Codes/Standards Applicable

Specified model meets or exceeds the following:

- ASME A112.19.2/CSA B45.1
- Energy Policy Act of 1992

LOW CONSUMPTION TOILET

402502

ALSO 402512, 402522, 402532



Model 402522



Model 402522-U

Colors/Finishes

- 0: White
- Other: Refer to Price Book for additional colors/finishes

Specified Model

Model	Description	Included tank	Included bowl	Colors/Finishes	
402502, 402502-U	Round toilet combination	404522, 404522-U	403015	<input type="checkbox"/> 0	<input type="checkbox"/> Other_____
402512, 402512-U	10" (25.4 cm) toilet combination	404522, 404522-U	404210	<input type="checkbox"/> 0	<input type="checkbox"/> Other_____
402522, 402522-U	Elongated toilet combination	404522, 404522-U	403215	<input type="checkbox"/> 0	<input type="checkbox"/> Other_____
402532	ADA toilet combination	404522, 40452-2U	403315	<input type="checkbox"/> 0	<input type="checkbox"/> Other_____

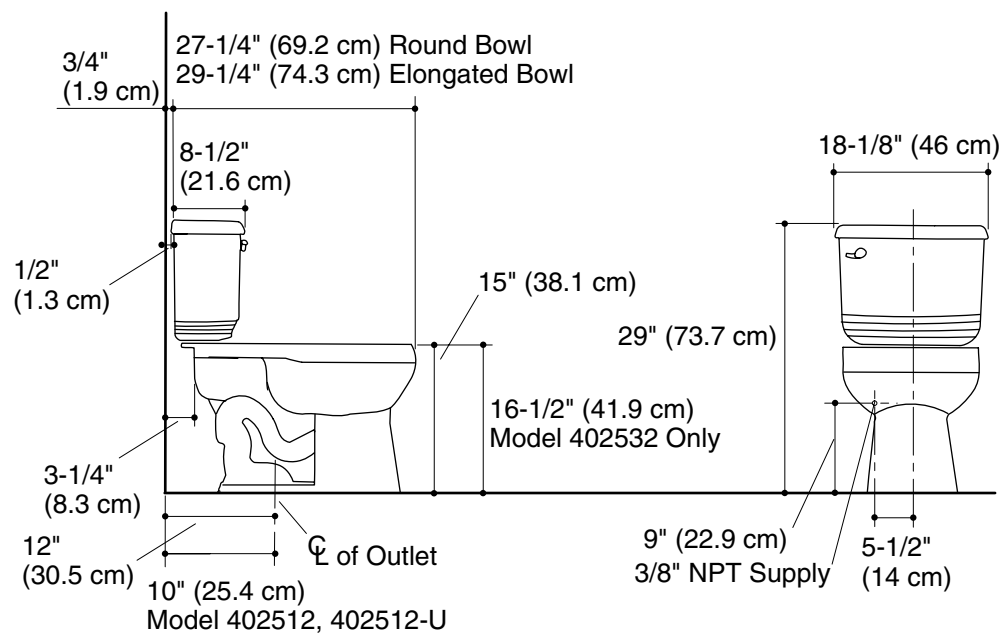
Note: "U" represents models with tank liner

Recommended Accessories			
K-4650	Lustra™ elongated open-front toilet seat – for Accessibility compliance (model 402532 only)	<input type="checkbox"/> 0	<input type="checkbox"/> Other_____
K-4650-A	Lustra™ elongated open-front toilet seat with anti-microbial agent – for Accessibility compliance (model 402532 only)	<input type="checkbox"/> 0	<input type="checkbox"/> Other_____

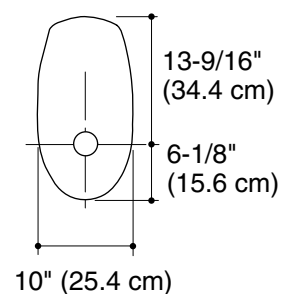
Technical Information

Fixture:	
Configuration	two-piece
Water per full flush	1.6 gallons (6 L)
Passageway	2" (5.1 cm)
Water area	8" (20.3 cm) x 9" (22.9 cm)
Seat post hole centers	5-1/2" (14 cm)

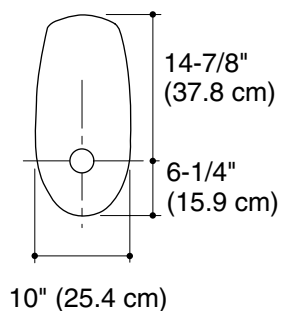
Included components:	
Tank cover	84624
Trip lever	84625
Tank accessory pack	84581
Bolt cap accessory pack	1013092



Front of Round Bowl



Front of Elongated Bowl



Product Diagram