

Large Diameter Fittings

Top Line offers single source service of quality 6" fittings. All major components are shipped promptly from our plant. Special order 8", 10" and 12" are available by request. Call us with your inquiries.



Fitting Specifications

- 304, 316L
- A269, A774
- Polished, unpolished
- .109" wall thickness (6" & 8")
- .134" wall thickness (10" & 12")
- 6", 8", 10", & 12" O.D.

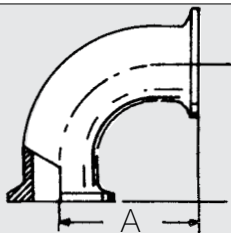
Stock No.

- 304 Prefix 32 (clamp)
35 (weld)
- 316L Prefix 38 (clamp)
39 (weld)

ELBOWS & TEES

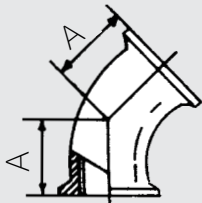
LARGE DIAMETER FITTINGS

TOP LINE



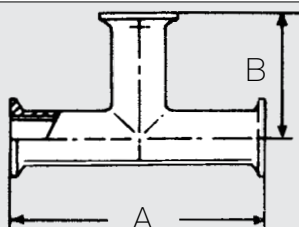
2CMP - 90° ELL

SIZE	A	STOCK NO.
6	9-3/4	32760-7
8	12-7/8	32780-7
10	15-7/8	327100-7
12	19	327120-7



2KMP - 45° ELL

SIZE	A	STOCK NO.
6	4-1/2	32860-7
8	5-7/8	32880-7
10	7-1/8	328100-7
12	8-1/2	328120-7



7MP - TEE

SIZE	A	B	STOCK NO.
6	11-1/2	5-3/4	321160-7
8	15-3/4	7-7/8	321180-7
10	18-3/4	9-3/8	3211100-7
12	22	11	3211120-7