



Vintage®

72" freestanding bath
K-700

Features

- Heritage design creates a striking focal point for your bathroom.
- Safeguard® slip-resistant surface on bath floor.
- Center drain.
- Integral lumbar support.

Material

- KOHLER® enameled cast iron.
- Cast iron with Safeguard® finish.
- Painted exterior surface smoothness can vary from product to product.

Installation

- Drop-in or freestanding (with required base).
- Installation with K-709 ceramic base requires caulking in vertical base seams.

Required Products/Accessories

K-705 Freestanding Bath Base

or

K-709 Freestanding Bath Base

Recommended Products/Accessories

K-1172 Adjustable feet
K-7159 1-1/2" pop-up bath drain for freestanding baths
K-707 Hardwood Towel Rails
K-708 Brackets and End Caps
K-1491 Bath/Whirlpool Pillow
K-1601 Bath/Whirlpool Footstop
K-7265 Brass toe tap bath drain
K-16210-4A bath faucet with spout, handles, and handshower
K-331-4M bath faucet with handshower
K-6905-4 Bath Faucet
K-23726 Drain treatment
K-23725 Cast iron cleaner



Codes/Standards





ASME A112.19.1/CSA B45.2
ASTM F462

KOHLER® Enameled Cast Iron Bath and Shower Base Lifetime Limited Warranty

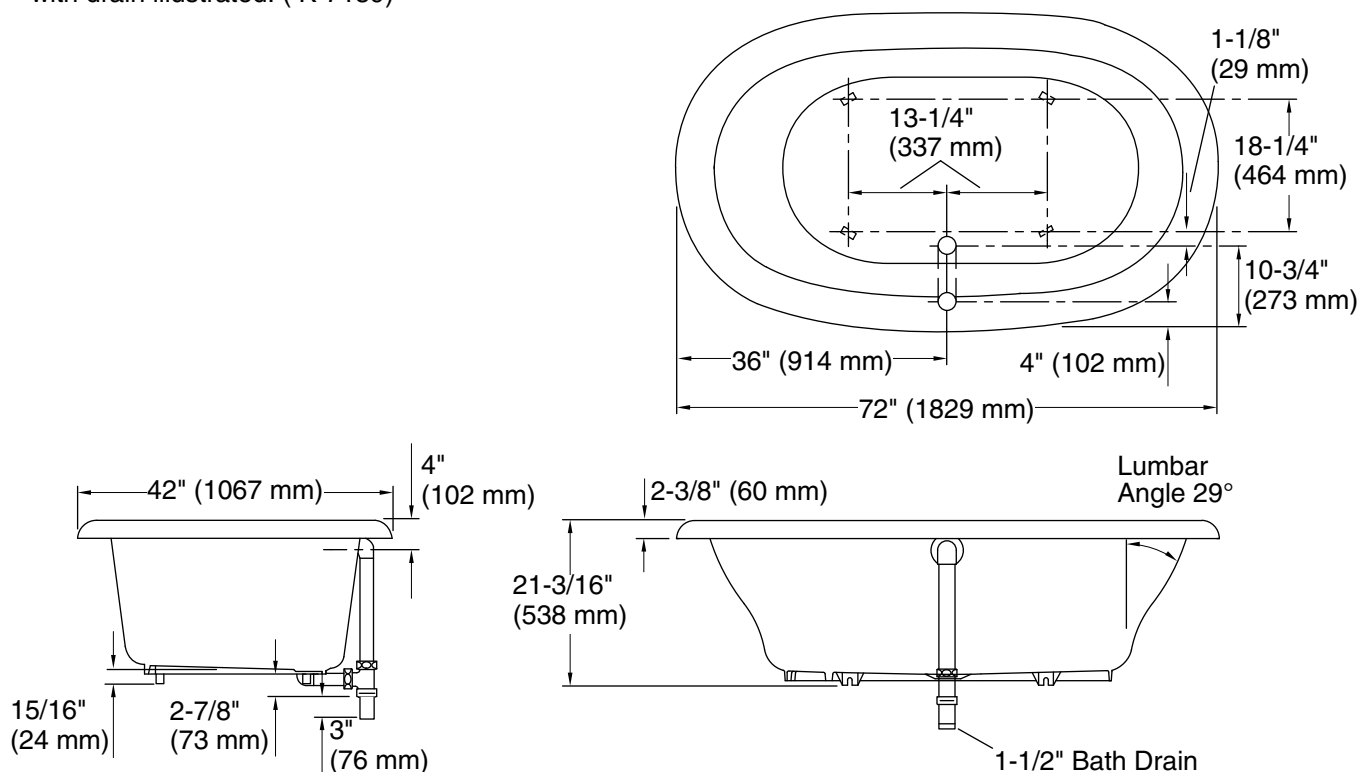
See website for detailed warranty information.

Available Colors/Finishes

Color tiles intended for reference only.

Color	Code	Description
	0	White
	96	Biscuit
	47	Almond
	G9	Sandbar

No change in measurements if connected with drain illustrated. (K-7159)



Technical Information

All product dimensions are nominal.

Installation:	Drop-in, Freestanding
Drain location:	Center
Basin area, bottom:	44" x 24" (1118 mm x 610 mm)
Basin area, top:	60" x 32" (1524 mm x 813 mm)
Weight:	485 lbs (220 kg)
Minimum floor load:	57 lbs/ft ² (278.3 kg/m ²)
Water depth:	15" (381 mm)
Water capacity:	82 gal (310.4 L)
Template:	Drop-in, 106594-7, required, included

Notes

Measure your actual product for rough-in details.

Install this product according to the installation instructions.

The hot water supply should be 70% of the capacity of the bath or greater. Installations will vary.