

SUBMITTAL FOR CHARLOTTE PIPE® PVC SCHEDULE 80 PRESSURE PIPE AND FITTING SYSTEM

Date: _____

Job Name: _____

Location: _____

Engineer: _____

Contractor: _____

► Scope:

This specification covers PVC Schedule 80 pipe and fittings for pressure applications. This system is intended for pressure applications where the operating temperature will not exceed 140° F.

► Specification:

Pipe and fittings shall be manufactured from virgin rigid PVC (polyvinyl chloride) vinyl compounds with a cell class of 12454 as identified in ASTM D 1784.

PVC Schedule 80 pipe shall be Iron Pipe Size (IPS) conforming to ASTM D 1785. Injection molded PVC Schedule 80 fittings shall conform to ASTM D 2467. PVC Schedule 80 threaded fittings shall conform to ASTM D 2464. Pipe and fittings shall be manufactured as a system and be the product of one manufacturer. All pipe and fittings shall be manufactured in the United States. Pipe and fittings shall conform to NSF International Standard 61 and the health effects portion of NSF Standard 14.

► Installation:


Installation shall comply with the latest installation instructions published by Charlotte Pipe and Foundry and shall conform to all applicable plumbing, fire, and building code requirements. Buried pipe shall be installed in accordance with ASTM F 1668 and ASTM D 2774. Solvent cement joints shall be made in a two-step process with a primer meeting ASTM F 656 and a medium- or heavy-bodied solvent cement conforming to ASTM D 2564. The system shall be protected from chemical agents, fire-stopping materials, thread sealant, plasticized-vinyl products or other aggressive chemical agents not compatible with PVC compounds. The system shall be hydrostatically tested after installation. **WARNING!** Never test with or transport/store compressed air or gas in PVC pipe or fittings. Doing so can result in explosive failures and cause severe injury or death.

► Referenced Standards:


ASTM D 1784: Rigid Vinyl Compounds
 ASTM D 1785: PVC Plastic Pipe, Schedule 80
 ASTM D 2464 or D 2467: PVC Threaded Fittings, Schedule 80
 ASTM D 2467: PVC Socket Fittings, Schedule 80
 ASTM D 2564: Solvent Cements for PVC Pipe and Fittings

ASTM D 2774: Underground Installation of Thermoplastic Pressure Piping
 ASTM F 1668: Procedures for Buried Plastic Pipe
 NSF Standard 14: Plastic Piping Components & Related Materials
 NSF Standard 61: Drinking Water System Components—Health Effects

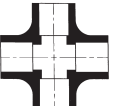





Quarter Bend



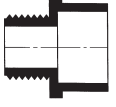
Eighth Bend



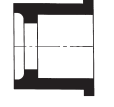
Cross



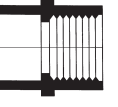
Street Quarter Bend




Male Adapter




Bushing




Female Adapter



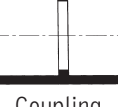
Cap




Plug



Tee



Coupling

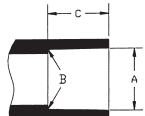


Van Stone Flange

Not all fitting patterns shown

Schedule 80 Tapered Socket Dimensions

PVC SCHEDULE 80 - ASTM D 2467



Nominal Size	Schedule 80 and Schedule 40 Socket Diameter			Schedule 80 Socket Length C (Minimum)	Schedule 40 Socket Length C (Minimum)
	Entrance A	Bottom B	Tolerance		
1/2	0.848	0.836	±0.004	0.875	0.688
3/4	1.058	1.046	±0.004	1.000	0.719
1	1.325	1.310	±0.005	1.125	0.875
1 1/4	1.670	1.655	±0.005	1.250	0.938
1 1/2	1.912	1.894	±0.006	1.375	1.094
2	2.387	2.369	±0.006	1.500	1.156
2 1/2	2.889	2.868	±0.007	1.750	1.750
3	3.516	3.492	±0.008	1.875	1.875
4	4.518	4.491	±0.009	2.250	2.000
6	6.647	6.614	±0.011	3.000	3.000
8	8.655	8.610	±0.015	4.000	4.000
10	10.780	10.735	±0.015	5.000	5.000
12	12.780	12.735	±0.015	6.000	6.000

PIPE REFERENCE GUIDE

Product	Sizes Available																	
	1/4	3/8	1/2	3/4	1	1 1/4	1 1/2	2	2 1/2	3	4	5	6	8	10	12	14	16
PVC Schedule 80	•	•	•	•	•	•	•	•	•	•	•	•	•	•	•	•	•	•

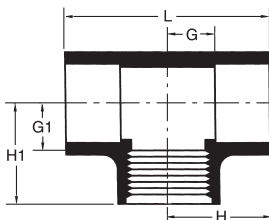
Charlotte Pipe and Foundry Company • P.O. Box 35430 Charlotte, NC 28235 • (800) 438-6091 • www.charlottepipe.com

Charlotte Pipe and Charlotte Pipe and Foundry Company are registered trademarks of Charlotte Pipe and Foundry Company.

Tee

S x S x FPT

PVC PART NO. 8401

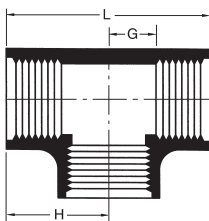


Size	Universal Part Number	L	H	G	H1	G1	Approx. Wt. (Lbs.)
1/2	802-005	2 ¹³ / ₁₆	1 ¹³ / ₃₂	1 ⁷ / ₃₂	1 ¹¹ / ₃₂	1 ⁹ / ₃₂	0.15
3/4	802-007	3 ³ / ₁₆	1 ²¹ / ₃₂	2 ¹ / ₃₂	1 ¹⁷ / ₃₂	2 ⁵ / ₃₂	0.22
1	802-010	3 ¹¹ / ₁₆	1 ²⁷ / ₃₂	2 ³ / ₃₂	1 ¹³ / ₁₆	1 ³ / ₁₆	0.34

Tee

FPT x FPT x FPT

PVC PART NO. 8402



Size	Universal Part Number	L	H	G	Approx. Wt. (Lbs.)
1/2	805-005	2 ⁵ / ₈	1 ⁵ / ₁₆	1 ⁷ / ₃₂	0.14
3/4	805-007	2 ¹⁵ / ₁₆	1 ¹⁵ / ₃₂	2 ¹ / ₃₂	0.19
1	805-010	3 ⁷ / ₁₆	1 ²³ / ₃₂	3/4	0.34
1 1/4	805-012	3 ⁷ / ₈	1 ¹⁵ / ₁₆	1 ⁵ / ₁₆	0.48
1 1/2	805-015	4 ³ / ₁₆	2 ³ / ₃₂	1 ¹ / ₃₂	0.64
2	805-020	4 ³ / ₄	2 ³ / ₈	1 ⁵ / ₁₆	0.90
3	805-030	7 ¹ / ₁₆	3 ¹⁷ / ₃₂	1 ²⁹ / ₃₂	2.73
4	805-040	8 ⁷ / ₁₆	4 ⁷ / ₃₂	2 ¹⁵ / ₃₂	4.49