

**UTILITY SINK FAUCET
K-15270**

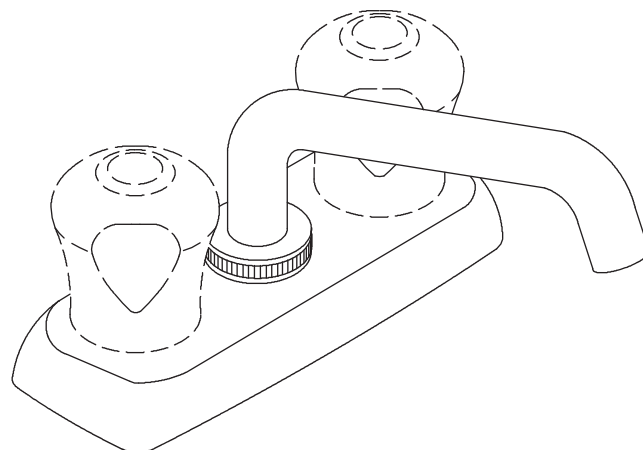
Features

- Metal construction
- Reversible quarter-turn washerless ceramic disc valves
- For 4" (102 mm) centers
- 6" (152 mm) plain end swing spout reach
- Available with sculptured acrylic, blade or lever handles
- Lower flow aerator options available (refer to the Kohler Price Book)
- 2.2 gallons (8.3 L) per minute maximum flow rate

Codes/Standards Applicable

Specified model meets or exceeds the following at date of manufacture:




- ADA
- ASME A112.18.1/CSA B125.1
- ICC/ANSI A117.1
- Energy Policy Act of 2005
- NSF 61
- All applicable US Federal and State material regulations



Colors/Finishes

- CP: Polished Chrome

Specified Model

Model	Description	Sculptured Acrylic 	Blade  ADA	Lever  ADA
K-15270	Utility sink faucet	<input type="checkbox"/> CP		
K-15270-B	Utility sink faucet		<input type="checkbox"/> CP	
K-15270-4	Utility sink faucet			<input type="checkbox"/> CP

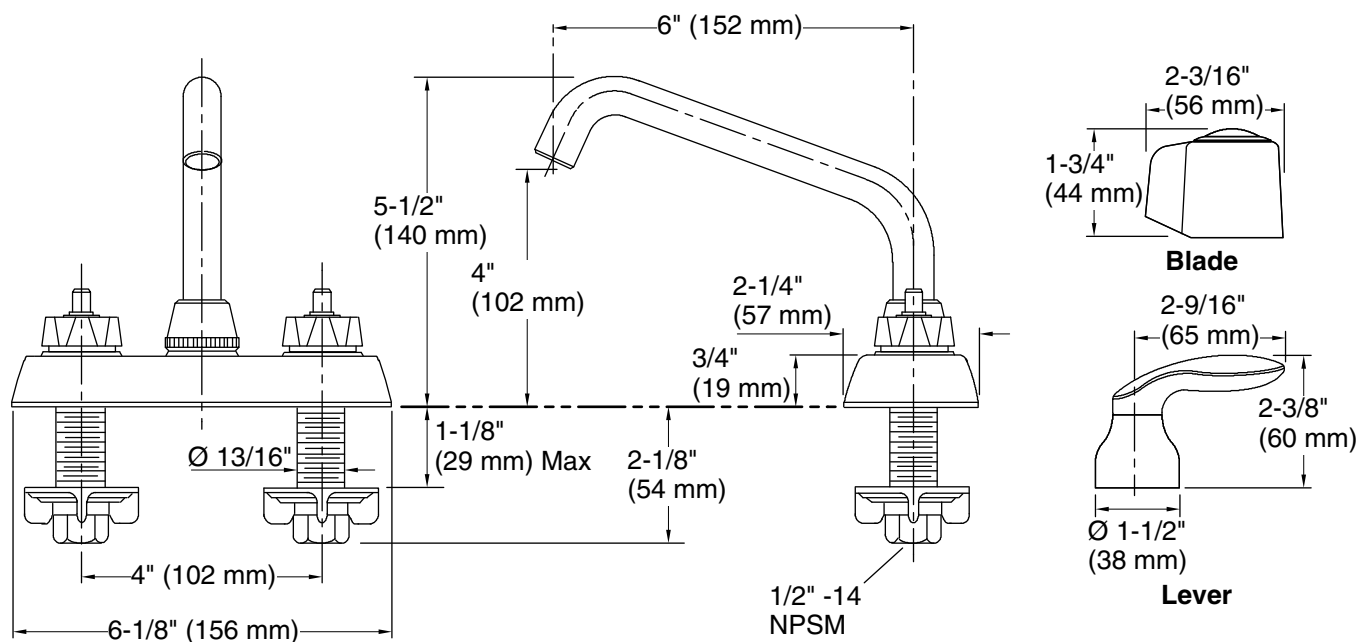
Product Specification

The two-handle centerset utility sink faucet shall be of metal construction. Product shall have a maximum flow rate of 2.2 gallons (8.3 L) per minute with lower flow aerator options available (refer to the Kohler Price Book). Product shall feature reversible quarter-turn washerless ceramic disc valves and a 6" (152 mm) plain end swing spout reach. Product shall be for 4" (102 mm) centers. Product shall be available with sculptured acrylic, blade, or lever handles. Faucet shall be Kohler Model K-15270-____-CP.

CORALAIS®

Installation Notes

Install this product according to the installation guide.



Product Diagram