



# Memoirs®

## 48" x 34" Shower Base

### K-9549



#### Features

- Integral flange.
- Rear center drain.
- Textured bottom surface.
- One-piece construction.
- Coordinates with other products in the Memoirs collection.
- Coordinates with Choreograph™ walls.

#### Material

- Acrylic
- Reinforced with fiberglass (FRP).

#### Installation

- Alcove

#### Recommended Accessories

K- 9132 Shower Drain



#### Codes/Standards











ASME A112.19.1/CSA B45.2  
CSA B45.5/IAPMO Z124  
ASTM E162  
ASTM E662  
Greenguard UL 2818 - Gold

#### KOHLER® One-Year Limited Warranty

See website for detailed warranty information.

#### Available Color/Finishes

*Color tiles intended for reference only.*

Color	Code	Description
	0	White
	96	Biscuit
	47	Almond
	NY	Dune
	95	Ice™ Grey
	G9	Sandbar
	33	Mexican Sand™
	K4	Cashmere
	58	Thunder™ Grey
	7	Black Black™

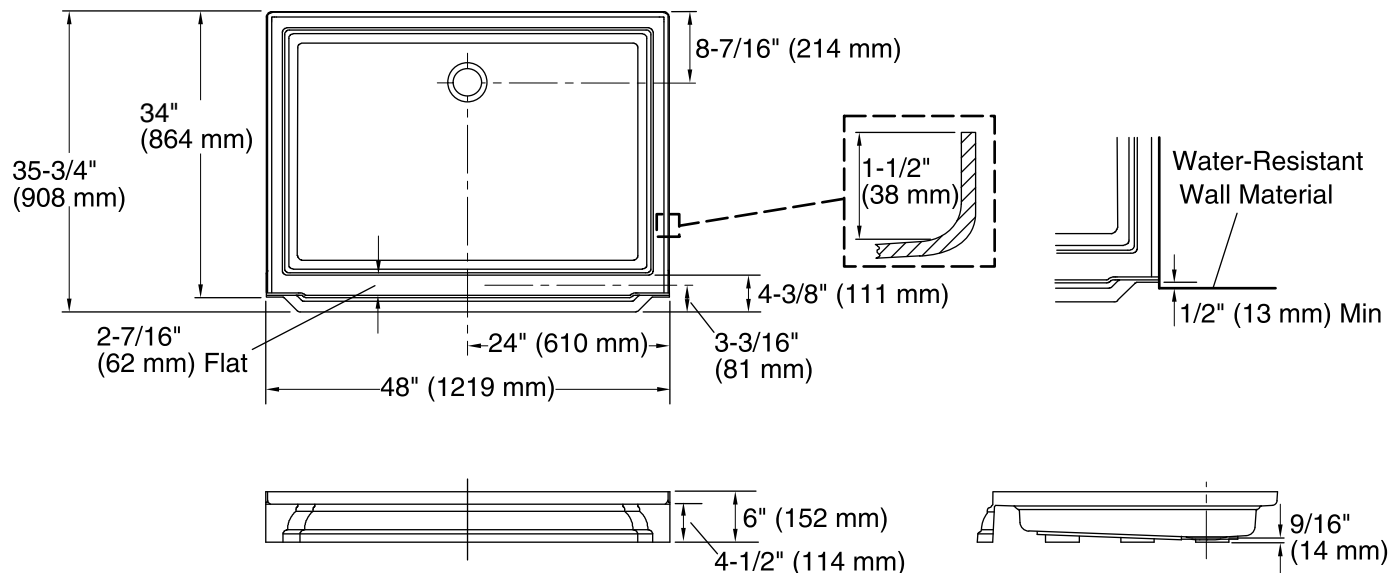
USA/Canada: 1-800-4KOHLER (1-800-456-4537)

Kohler Co. reserves the right to make revisions without notice to product specifications.

For the most current Specification Sheet, go to [www.kohler.com](http://www.kohler.com).

3-27-2016 04:43

THE BOLD LOOK  
OF **KOHLER**®



## Technical Information

All product dimensions are nominal.

Installation:	3-Wall Alcove
Drain location:	Center rear
Drain hole diameter:	3-3/8" (86 mm)
Weight:	35 lbs (15.9 kg)
Minimum floor load:	20 lbs/ft <sup>2</sup> (97.6 kg/m <sup>2</sup> )

## Notes

Measure your actual product for rough-in details.

Install this product according to the installation instructions.

Shimming may be required to level the fixture.

The fixture is not drilled for supply fittings.

Stud opening tolerance is + 1/4" (6 mm), - 0" (0 mm).