


Location: _____



MI-TEMP

AUTOMATIC PRESSURE BALANCE VALVE

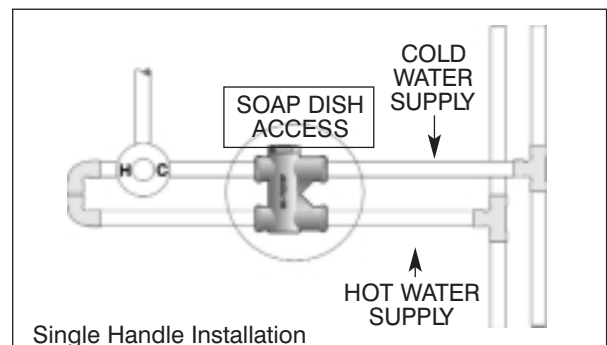
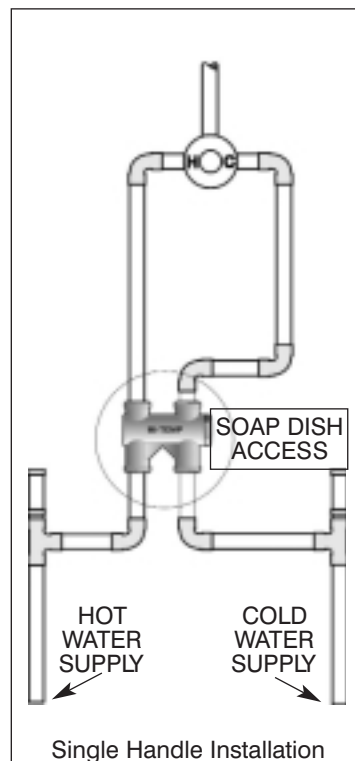
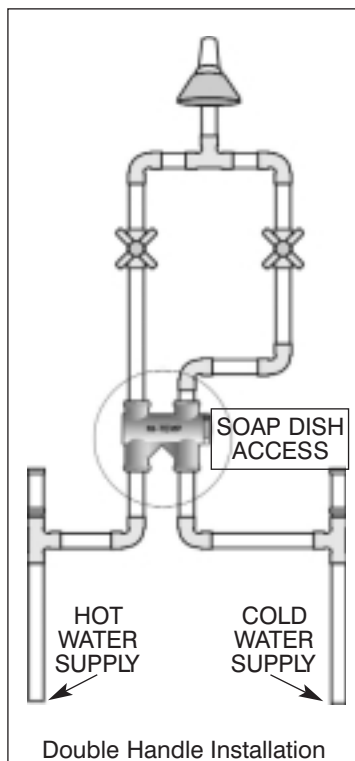


SPECIFICATION: MIFAB Series MI-TEMP automatic pressure balance valve complete with rough chrome plated cast brass body, type 304 stainless steel piston and shell and two 1/2" (13) F.P.T. inlet and two 1/2" (13) F.P.T. outlet connections. Unit complete with brass plug at end tapped 1/8" (3) for soap dish attachment. Product complies with the AB 1953 low lead requirements.

INSTALLATION: The MI-TEMP can be installed anywhere on a 1/2" (13) water supply line at any angle or position ahead of the control valve(s). When not equipped with an integral shutoff or where there is a shutoff valve installed after the control valve, there shall be stop and check valves on the inlet(s). It can be used with one or two handle valve assemblies and does not need to be installed level. Do not make direct, high temperature soldering connections to the valve body. When making a copper sweat connection, make the adapter solder joint first, then screw the connector into the valve body. The MI-TEMP should be provided with some type of access for servicing if necessary. The MI-TEMP can be installed in commercial, institutional, government, educational and residential locations - anywhere a control of water temperature is required. Do not install the MI-TEMP until ready for final inspection. Standing water will render the valve inoperable.

MAINTENANCE: Periodic flushing of accumulated debris in the valve is required by removing the shower head and opening and closing the supply valves. The MI-TEMP is resistant to calcium, sulphur, phosphorus, lime and alkali. If the MI-TEMP is not functioning due to a prolonged shut down of a system in which it is installed, the piston may be activated by opening the hot and cold water valves alternately to the full on position. Periodic cleaning of the valve is recommended. After turning off the incoming hot and cold water supply lines, remove the hexagonal nut from the valve and pull out the whole cartridge assembly. Clean it with silicon lubricant and then re-install the assembly and the hexagonal nut into the valve body.

FUNCTION: The MI-TEMP holds a selected water temperature to within one degree from any constant hot water supply regardless of pressure changes in the supply lines. It ensures a blend of mixed hot and cold water at the shower head and is fully automatic - only one moving part will equalize the hot and cold supply line pressures. As supply line pressures fluctuate, the brass piston will move enough to compensate for the change in pressure and release water only at the preselected temperature.



(Dimension) Denotes Millimetres

U.S. Patent # 6,138,705

Job Name: _____
 Section No: _____
 Schedule No: _____

Page No: _____
 Contractor: _____
 Purchase Order No: _____

MIFAB reserves the right to make changes in material and design without formal notice and obligation.

USA: 1-800-465-2736 www.mifab.com CAN: 1-800-387-3880