

FAUCET DESCRIPTION

- Chrome plated brass construction
- 4" centerset metering faucet
- Vandal resistant

OPERATION

- ADA compliant lever style handle with hot and cold indicators
- Metering mechanism is adjustable, to allow the installer to compensate for supply line pressures of 20 to 80 psi.
- Cycle time easily adjusted from 5 to 60 seconds
- Factory preset to automatically shut off after 10 seconds at 80 psi
- 1/2" IPS supply shanks


FLOW

- Vandal resistant aerator limits water discharge to a maximum of .25 gpc (.95 L/cycle) or .50 gpm

CARTRIDGE

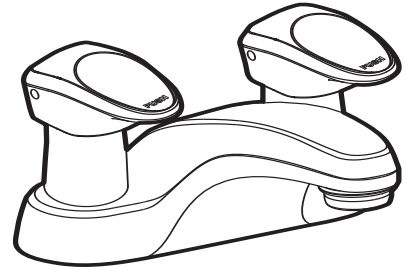
- 16352 cartridge design
- Nonmetallic and nonferrous material
- Self contained metering mechanism which is separate from the potable water supply

STANDARDS

- Third party certified to ASME A112.18.1/CSA B125.1, ICC-A117.1 and all applicable specifications referenced therein
- **ADA**  for lever handles

WARRANTY

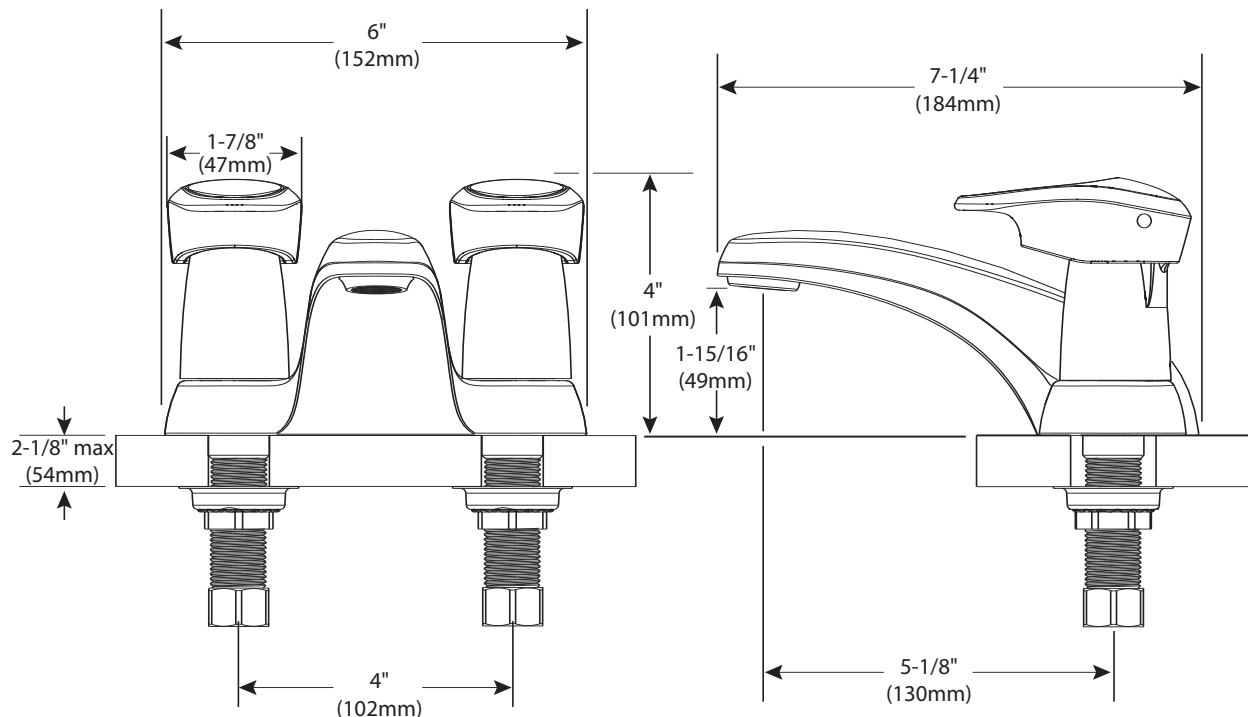
- Warranted for 5 years against material or manufacturing defects



Two-Handle ADA Metering Lavatory Faucet

Model: 8886 (Chrome)

NOTE: DESIGNED TO INSTALL THROUGH 2-1" MIN. DIA. HOLES. 4" ON CENTER



CRITICAL DIMENSIONS

(DO NOT SCALE)