



## ProFlex® 7242

6' Bath

K-1132



### Features

- Center drain.
- Integral lumbar support and armrests for comfort.
- 72" (1829 mm) x 42" (1067 mm) x 20-1/8" (511 mm)

### Material

- Acrylic

### Installation

- Drop-in

### Recommended Accessories

- K- 1283 Apron
- K- 1491 Bath/Whirlpool Pillow
- K- 11677 Bath Drain
- K- 24916 Wireless Music Kit



### Codes/Standards

CSA B45.5/IAPMO Z124




Greenguard UL 2818 - Gold

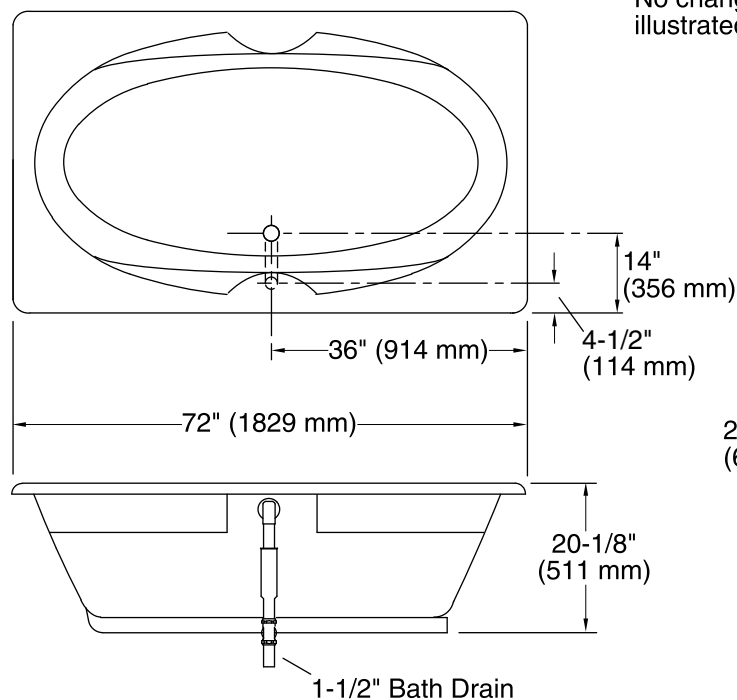
### KOHLER® One-Year Limited Warranty

See website for detailed warranty information.

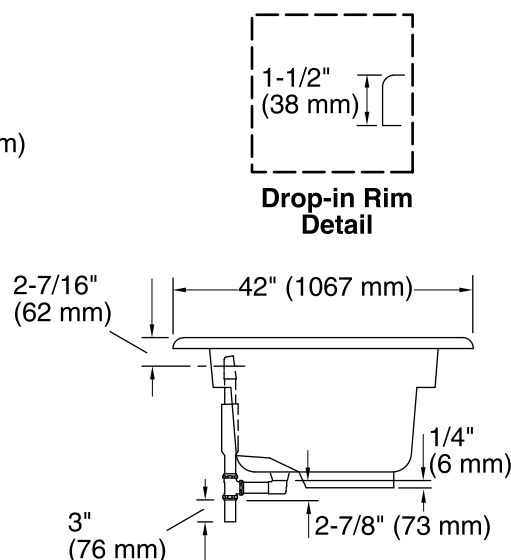
### Available Color/Finishes

*Color tiles intended for reference only.*

Color	Code	Description
	0	White
	96	Biscuit
	47	Almond



No change in measurements if connected with drain illustrated. (K-11677)



### Technical Information

All product dimensions are nominal.

Installation:	Drop-in
Drain location:	Center
Basin area, bottom:	53" x 26" (1346 mm x 660 mm)
Basin area, top:	65" x 34" (1651 mm x 864 mm)
Weight:	51 lbs (23.1 kg)
Minimum floor load:	35 lbs/ft <sup>2</sup> (170.9 kg/m <sup>2</sup> )
Water depth:	15" (381 mm)
Water capacity:	78 gal (295.3 L)
Cutout:	Drop-in, 70-1/2" x 40-1/2" (1791 mm x 1029 mm)
Minimum flat for door:	2-11/16" (69 mm)

### Notes

Measure your actual product for rough-in details.

Install this product according to the installation instructions.

The hot water supply should be 70% of the capacity of the bath or greater. Installations will vary.