



Purist®

6' Bath

K-1190



Features

- End drain.
- Overflows into horizontal overflow drain for maximum bathing depth.
- Integral lumbar support.
- Coordinates with other products in the Purist® collection.
- 72" (1829 mm) x 46" (1168 mm) x 25-3/16" (640 mm)

Material

- Acrylic

Installation

- Drop-in or under-mount.

Required Accessories

K-7273

Recommended Accessories

K- 24916 Wireless Music Kit



Codes/Standards

CSA B45.5/IAPMO Z124

ASTM E162

ASTM E662




Greenguard UL 2818 - Gold

KOHLER® One-Year Limited Warranty

See website for detailed warranty information.

Available Color/Finishes

Color tiles intended for reference only.

Color	Code	Description
	0	White
	96	Biscuit
	47	Almond

USA/Canada: 1-800-4KOHLER (1-800-456-4537)

Kohler Co. reserves the right to make revisions without notice to product specifications.

For the most current Specification Sheet, go to www.kohler.com.

3-27-2016 03:03

THE BOLD LOOK
OF **KOHLER®**

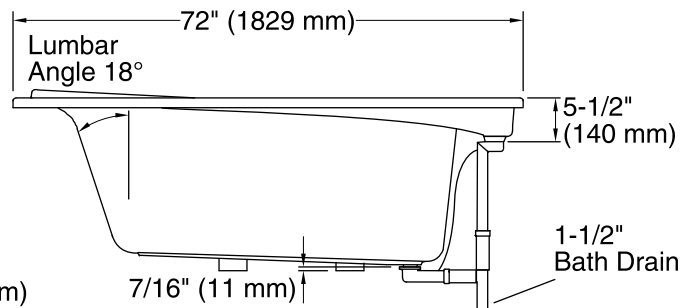
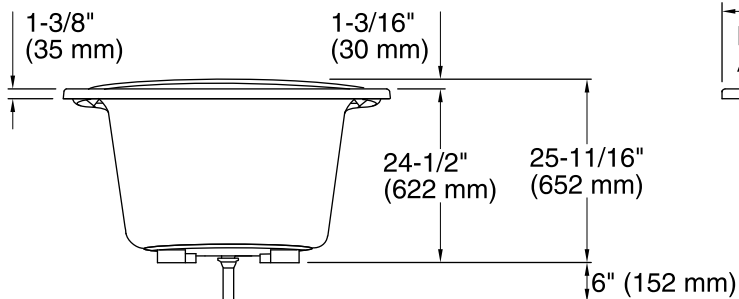
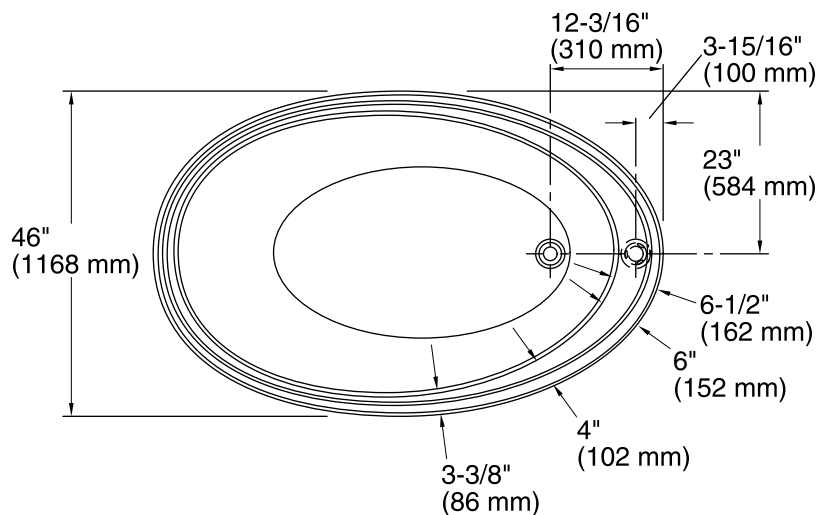


Purist®

6' Bath

K-1190

No change in measurements if connected with drain illustrated. (K-7273)



Technical Information

All product dimensions are nominal.

Installation: Drop-in, Under-mount

Drain location: End

Basin area, bottom: 45" x 25-1/2" (1143 mm x 648 mm)

Basin area, top: 63" x 31-1/2" (1600 mm x 800 mm)

Weight: 115 lbs (52.2 kg)

Minimum floor load: 48 lbs/ft² (234.4 kg/m²)

Water depth: 21" (533 mm)

Water capacity: 115 gal (435.3 L)

Template: Top-mount/Under-mount, 1016369-7,
required, included

Notes

Measure your actual product for rough-in details.

Install this product according to the installation instructions.

The hot water supply should be 70% of the capacity of the bath or greater. Installations will vary.