

**BIDET FAUCET
K-15286**


Features

- Metal construction
- Flexible connections for easy installation
- Pop-up drain with lift rod and tailpiece
- Vertical spray
- Fixture-mount transfer valve/vacuum breaker
- Quarter-turn washerless ceramic disc valves
- Acrylic or lever handles

Codes/Standards Applicable

Specified model meets or exceeds the following:



- ASME A112.18.1/CSA B125.1



Colors/Finishes

- CP: Polished Chrome
- PB: Vibrant® Polished Brass

Specified Model

Model	Description				
K-15286-7	Bidet faucet with acrylic handles	<input type="checkbox"/> CP	<input type="checkbox"/> PB		
K-15286-4	Bidet faucet with lever handles			<input type="checkbox"/> CP	<input type="checkbox"/> PB

Product Specification

Two-handle fixture-mount bidet faucet shall be of metal construction. Faucet shall feature quarter-turn washerless ceramic disc valves. Product shall include flexible connection for easy installation, pop-up drain with lift rod and tailpiece, acrylic or lever handles, vertical spray, and fixture-mount transfer valve/vacuum breaker. Faucet shall be Kohler Model K-15286-_____-_____.

CORALAIS®

Installation Notes

Install this product according to the installation guide.

