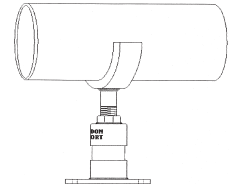


Material Resources, Inc.

STANDON ADJUSTABLE PIPE SUPPORTS



Standon Model S89 Flange Support

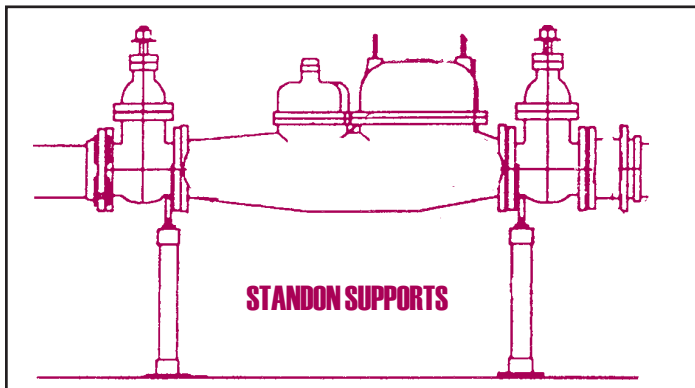
US PATENT #5110073

ALL MODELS TESTED TO OVER 10,000 POUNDS - COMPRESSIVE STRENGTH

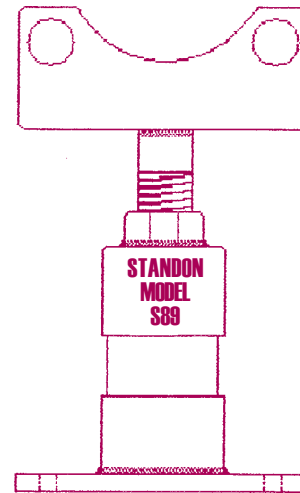
A positively attached support designed to meet all or your flanged piping needs. . .

- Bolts directly to the flange
- Accepts standard IPS pipe - No threading required
- Comes complete with anchorable base plate
- Laser cut steel for guaranteed fit every time
- Available in sizes 2" through 48" - Class 125 flanges
- Galvanized finish for extra protection

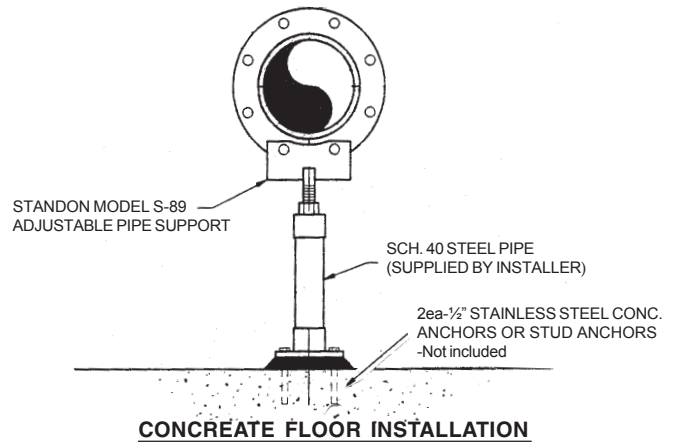
***Excellent for Backflow
and Meter Installations!***



The Standon Support is ideal for use on backflow devices and large water meters. It is perfect for retrofitting existing installations, replacing ill fitting concrete blocks etc.



The Standon model S89 comes packaged in an easily inventoried box. All mounting instructions are included.



*For product availability and ordering information on these
and other products offered by Material Resources Inc.
please call:*

(503) 533-5256 or FAX (503) 533-5501

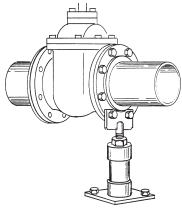
or visit our website at

www.standon.net

MATERIAL RESOURCES, INC.

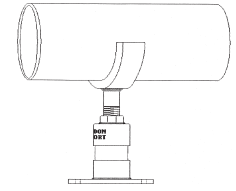
PO Box 247

Forest Grove, Oregon 97116



Material Resources, Inc.

STANDON ADJUSTABLE PIPE SUPPORTS



Standon Model S89 flange Support Product Specification Sheet

ALL MODELS TESTED TO OVER 10,000 POUNDS - COMPRESSIVE STRENGTH

MATERIAL -

- Flange plate: ASTM A36
- Collar / base cups: ASTM A53 D.O.M. tubing
- Thread stud: ASTM A36, rolled thread, grade ASTM A307
- Base plate: ASTM A36 sheet steel

Optional Material - 100% 304L or 316L Stainless steel

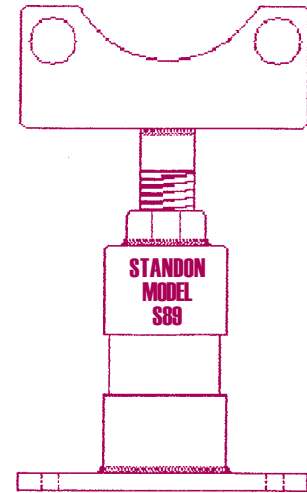
FABRICATION -

- All welds: 100% MIG welding, electrode E70XX
- Plates: Laser cut, programmed dimensions, radiused corners

FINISH -

- All supports have corrosion resistant, electro-galvanized finish.
- Hot dip galvanizing available - specify at time of order.

DIMENSIONS - (note: call manufacturer for 30" through 48" support information)

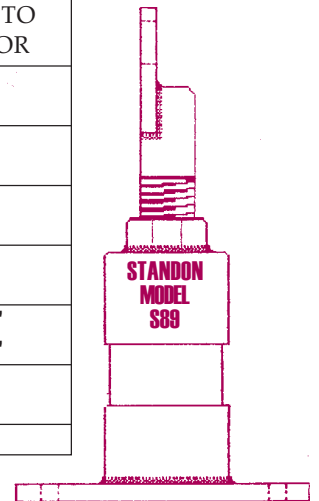


FLANGE SIZE	HOLE RADIUS	FLG PLATE	THRD STUD	BASE PLATE	EXTENSION PIPE REQ.	MINIMUM DIST. TO FLOOR
2"	2.375"	.250"	1" x 6"	4" x 6" x .25"	2" Sch. 40	7"
2.5"	2.75"	.250"	1" x 6"	4" x 6" x .25"	2" Sch. 40	7"
3"	3.00"	.250"	1" x 6"	4" x 6" x .25"	2" Sch. 40	7"
4"	3.75"	.250"	1" x 6"	4" x 6" x .25"	2" Sch. 40	7"
6"	4.75"	.250"	1" x 6"	4" x 6" x .25"	2" Sch. 40	7"
8"	5.87"	.250"	1" x 6"	4" x 6" x .25"	2" Sch. 40	7"
10"	7.125"	.250"	1" x 6"	4" x 6" x .25"	2" Sch. 40	7"
12"	8.50"	.250"	1" x 6"	4" x 6" x .25"	2" Sch. 40	7"
14"	9.375"	.375"	1.5" x 6"	8" x 8" x .5"	3" Sch. 40	9.5"
16"	9.625"	.375"	1.5" x 6"	8" x 8" x .5"	3" Sch. 40	9.5"
18"	11.375"	.375"	2" x 6"	8" x 8" x .5"	4" Sch. 40	10"
20"	12.50"	.375"	2" x 6"	8" x 8" x .5"	4" Sch. 40	10"
24"	14.75"	.375"	2" x 6"	8" x 8" x .5"	4" Sch. 40	10"

NOTE: 250 Drilling pattern supports available

INSTALLATION -

To insure proper Support performance and stability; After final height adjustment is attained, apply tack welds to both support cups and extension pipe. Use E70XX electrode for welds. The base plate should be anchored to the floor with removable anchor bolts. If re-adjustment is required at a later date, remove anchor bolts and rotate entire lower unit using collar nut. Re-anchor base plate.



For product availability and ordering information on these and other products offered by Material Resources Inc, please call:

(503) 533-5256 or (877) 693-0727
FAX (503) 533-5501

www.standon.net

MATERIAL RESOURCES, INC.

2800 Taylor Way Bldg. 2 C

PO Box 247

Forest Grove, Oregon 97116