

DUCTMATE[®]


















HANGERmate[™]

Threaded Rod Anchoring System

- For Use In Steel, Concrete or Wood Construction
- Allows For Fast And Easy Anchoring Of Threaded Rod
- Increased Labor Savings
- Unbelievable Strength
- Self-Drilling
- Available For Both Horizontal And Vertical Applications

**The
Easiest-To-Install,
Most Versatile System
Available!**

INSTALLATION COMPONENTS

<p>HMB38W Wood</p>   <p>For side attachment in wood. Tapped to accept 3/8 - 16 thread.</p>	<p>HM38SN STEEL</p>    <p>For attachment to bottom of purlin .060 - .250. Tapped to accept 3/8 - 16 thread. Supplied with hex nuts.</p>	<p>HM38S STEEL</p>   <p>For attachment to bottom of purlin .060 - .250. Tapped to accept 3/8 - 16 thread.</p>	<p>HM38W Wood only</p>    <p>For attachment to bottom of wood joists. Tapped to accept 3/8 - 16 thread.</p>
<p>HMB38SN STEEL</p>   <p>For side attachment to steel .060 - .250. Tapped to accept 3/8 - 16 thread. Supplied with hex nuts.</p>	<p>HMB38S STEEL</p>  <p>For side attachment to steel .060 - .250. Tapped to accept 3/8 - 16 thread.</p>	<p>HM38M CONCRETE/ MASONRY</p>   <p>For attachment to concrete/masonry. Tapped to accept 3/8 - 16 thread.</p>	
<p>HMDSM</p>  <p>Recessed Drive Sleeve (Use for concrete/masonry applications)</p>		<p>HMDS</p>  <p>Recessed Drive Socket (Use for vertical and horizontal mount metal and wood applications)</p>	

Performance Values for HangerMate Threaded Rod Anchors

(All values in pounds)

STEEL APPLICATIONS

End-Drilled Anchors

PART NO.	ROD SZ.	ANCHOR SHANK	SHANK LGTH	NUT INCL.?	DRILL PT.	16 Ga.	14 Ga.	12 Ga.	1/8"	3/16"	1/4"
HM38S	3/8-16	1/4-20	1"	N	#3	786	1139	1738	2376	4694	5994
HM38SN	3/8-16	1/4-20	1"	Y	#3	3435	4024	4279	4692	5812	5909

Cross-Drilled Anchors

PART NO.	ROD SZ.	ANCHOR SHANK	SHANK LGTH	NUT INCL.?	DRILL PT.	16 Ga.	14 Ga.	12 Ga.	1/8"	3/16"	1/4"
HMB38S	3/8-16	1/4-20	1"	N	#3	1739	1944	2420	2570	2809	2809
HMB38SN	3/8-16	1/4-20	1"	Y	#3	2756	2753	2809	2809	2809	2809

WOOD APPLICATIONS

End-Drilled Anchors

PART NO.	ROD SIZE	ANCHOR SHANK	SHANK LENGTH	DOUGLAS FIR	SOUTHERN PINE	HEMFIR
HM38W	3/8-16	5/16-14	2 1/4"	2487	2162	1768

Cross-Drilled Anchors

PART NO.	ROD SIZE	ANCHOR SHANK	SHANK LENGTH	DOUGLAS FIR	SOUTHERN PINE	HEMFIR
HMB38W	3/8-16	5/16-14	2 1/4"	1801	1460	1451

CONCRETE APPLICATIONS

End-Drilled Anchors

PART NO.	ROD SIZE	ANCHOR SHANK	SHANK LENGTH	3650 PSI CONCRETE
HM38M	3/8-16	5/16-14	2 1/4"	2188

ORDERING & PACKAGING INFORMATION

PART NO.	DESCRIPTION	QTY.	WEIGHT
HM14S	1/4-20 Rod Steel Self-Driller	50/ctn	1.55 lbs.
HM38S	3/8-16 Rod Steel Self-Driller	50/ctn	3.00 lbs.
HM38SN	3/8-16 Rod Steel w/nut Self-Driller	50/ctn	3.50 lbs.
HMB38S	3/8-16 Rod Steel up to 1/4" thick	50/ctn	4.50 lbs.
HMB38SN	3/8-16 Rod Steel w/Nut up to 1/4" thick	50/ctn	5.00 lbs.
HM14W	1/4-20 Rod Wood	50/ctn	2.50 lbs.
HM38W	3/8-16 Rod Wood	50/ctn	3.10 lbs.
HMB38W	3/8-16 Rod Wood	50/ctn	4.75 lbs.
HM14M	1/4-20 Concrete/Masonry	50/ctn	2.50 lbs.
HM38M	3/8-16 Rod Concrete/Masonry	50/ctn	3.00 lbs.
HMDS	Drive Socket For Verticle-Mounted Applications	1ea	0.25 lb.
HMDSM	Drive Sleeve For Masonry Applications	1ea	1.00 lb.

- The indicated loads are average ultimate values achieved under laboratory conditons and appropriate safety factors should be applied for design purposes.
- NFPA (National Fire Protection Assoc.) minimum fastening requirements are 5 times the weight of a 15 ft. section of water filled pipe plus 250 lbs. This is 1475 lbs. for 4" pipe.
- All test values were obtained using 3/8-16 rod. The strength of 1/4-20 rod may be less than the pullout values of the anchors.
- Loads were determined by testing products in the orientation for which they were designed to be used. End drilled parts were pulled in line with the anchor's axis. Cross drilled parts were tested with the force perpendicular to the axis.



Charleroi, PA
 210 Fifth Street
 Charleroi, PA 15022
 800-245-3188
 724-258-0500
 FAX: 724-258-5494

Lodi, CA
 810 S. Cluff Avenue
 Lodi, CA 95240-9141
 800-344-3270
 209-333-4680
 FAX: 209-333-4678

www.ductmate.com

Ductmate is a proud member of the following organizations:

