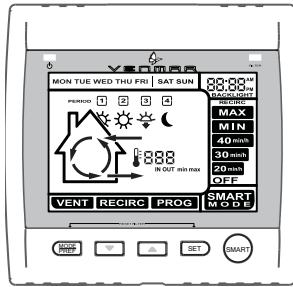




## WALL CONTROLS

### MAIN CONTROLS

All Venmar AVS wall controls are user-friendly. They were created for people who want to maximize the benefits of their residential ventilation unit. With Venmar AVS wall controls, the homeowner's specific needs are fulfilled.



VC0101  
**ALTITUDE**  
**PART NO. 40440**

(TO BE EXCLUSIVELY USED WITH KUBIX ERV AND HRV PLUS, CONSTRUCTO 1.0\*, HE, SOLO, DUO AND COMPACT UNITS)

- Automatic and programmable control (keeps in memory all ventilation settings even after a power failure)
- Digital display with backlight (blue or green)
- Day, hour and periods of the day displayed
- Dynamic display showing ventilation status (air exchange or recirculation), and also inside and outside temperature
- Maintenance indicator

\*Units built in August 2008 and after.

### OPERATION MODES

#### **SMART MODE** SMART MODE

Our latest innovation! This mode optimizes automatically the ventilation functions to ensure reaching an unsurpassed comfort in the house.

#### **VENT** VENT MODE

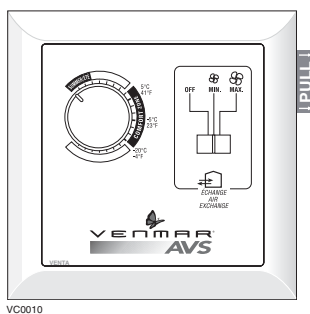
In this mode, the air exchange with the outside is performed with the speed (OFF, MIN or MAX) or with a 20, 30 or 40-minute per hour cycle according to the user's choice.

#### **RECIRC** RECIRC MODE

In this mode, the user decides to recirculate the air inside his house (OFF, MIN, MAX or OFF, MAX according to the unit).

#### **PROG** PROG MODE

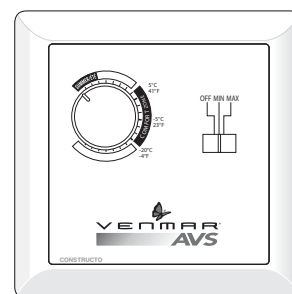
The ventilation unit operation is factory set for all 4 periods (morning, day, evening and night), for week days and week end days. However, these settings can be modified by the user to meet his own needs.



VC0010  
**VENTA**  
**PART NO. 40310**

(TO BE EXCLUSIVELY USED WITH HE, SOLO, DUO AND COMPACT UNITS)

The VENTA main control adjusts the air supply speed using the sliding button: OFF, MIN (low speed air exchange) and MAX (high speed air exchange). Also, the maximum indoor humidity level for your house is selected by the knob. Moreover, it has an easy to read pull-out tab for quick access on how to operate the wall control.

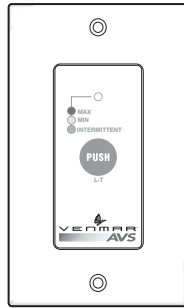


VC0006  
**CONSTRUCTO**  
**PART NO. 40350**

(TO BE EXCLUSIVELY USED WITH KUBIX ERV, KUBIX HRV PLUS AND CONSTRUCTO SERIES UNITS)

The Constructo main control adjusts the air supply speed using the sliding button: OFF, MIN (low speed air exchange) and MAX (high speed air exchange). Also, the maximum indoor humidity level for your house is selected by the knob.

## MAIN CONTROLS (CONT'D)



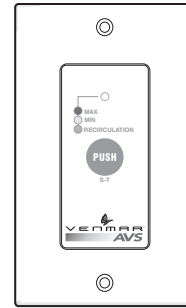
**LITE-TOUCH CONSTRUCTO**  
**PART NO. 40370**

(TO BE EXCLUSIVELY USED WITH KUBIX ERV, KUBIX HRV PLUS AND CONSTRUCTO SERIES UNITS)

The light indicator color of this wall control shows clearly in which operating mode the unit is.

This push-button control has three functions:

- Intermittent (low speed air exchange during 20 minutes, then stops during 40 minutes)
- Min (low speed air exchange)
- Max (high speed air exchange)



**SIMPLE-TOUCH CONSTRUCTO**  
**PART NO. 40390**

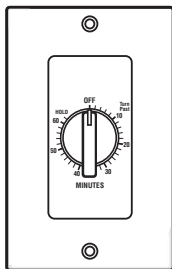
(TO BE EXCLUSIVELY USED WITH KUBIX ERV, KUBIX HRV PLUS AND CONSTRUCTO 1.0 UNITS)

The light indicator color of this wall control shows clearly in which operating mode the unit is.

This push-button control has three functions:

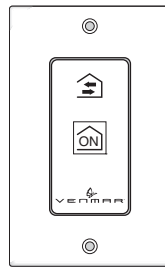
- Recirculation (stops exchanging air with the outside and recirculates inside air at high speed)
- Min (low speed air exchange)
- Max (high speed air exchange)

## AUXILIARY CONTROLS



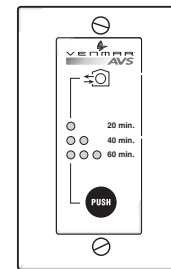
**60-MINUTE**  
**MECHANICAL TIMER**  
**PART NO. 00910**

This timer allows from 10 to 60 minutes of high speed operation, to expel rapidly indoor stale air. Can be installed in bathrooms, kitchen or laundry room.



**20-MINUTE LIGHTED PUSH BUTTON**  
**PART NO. 12030**  
(TO BE EXCLUSIVELY USED WITH KUBIX AND CONSTRUCTO SERIES UNITS)

This timer allows the unit to provide 20 minutes of high speed ventilation at the push of a button, to expel rapidly indoor stale air. Lighted when activated, up to five of them can be installed (e.g.: in bathroom, kitchen, laundry room, etc.)



**20/40/60 MINUTE PUSH BUTTON**  
**PART NO. 03364**

(TO BE EXCLUSIVELY USED WITH KUBIX ERV AND HRV PLUS, HE, SOLO, DUO AND COMPACT UNITS)

This timer allows the unit to turn on high speed during 20, 40 or 60 minutes to expel rapidly indoor stale air. Within 2 seconds, press once for 20 minutes, twice for 40 minutes or three times for a 60-minute activation. Press another time to deactivate.



**DEHUMIDISTAT**  
**PART NO. 11297**

The knob allows to adjust the maximum desired indoor humidity level during fall, winter and spring. This control is graduated in relative humidity percentage degrees. When a higher humidity level is detected, the unit turns on high speed until the situation is corrected.



7 72371 04679 5