



**Chesapeake™**  
Wall-Mount Bathroom Sink  
**K-1729**

**Features**

- Ledge-back
- With hanger.
- With overflow.
- Drilled for concealed arm carrier.
- 4 " (102 mm) centers.
- 20 " (508 mm) x 18-1/4 " (464 mm)

**Material**

- Vitreous china.

**Installation**

- Wall-mount installation.

**Recommended Accessories**

K- 8998 P-Trap

**Components**

Additional included component/s: Hanger (2 Required).



ADA

**Codes/Standards**

ASME A112.19.2/CSA B45.1

ADA




ICC/ANSI A117.1

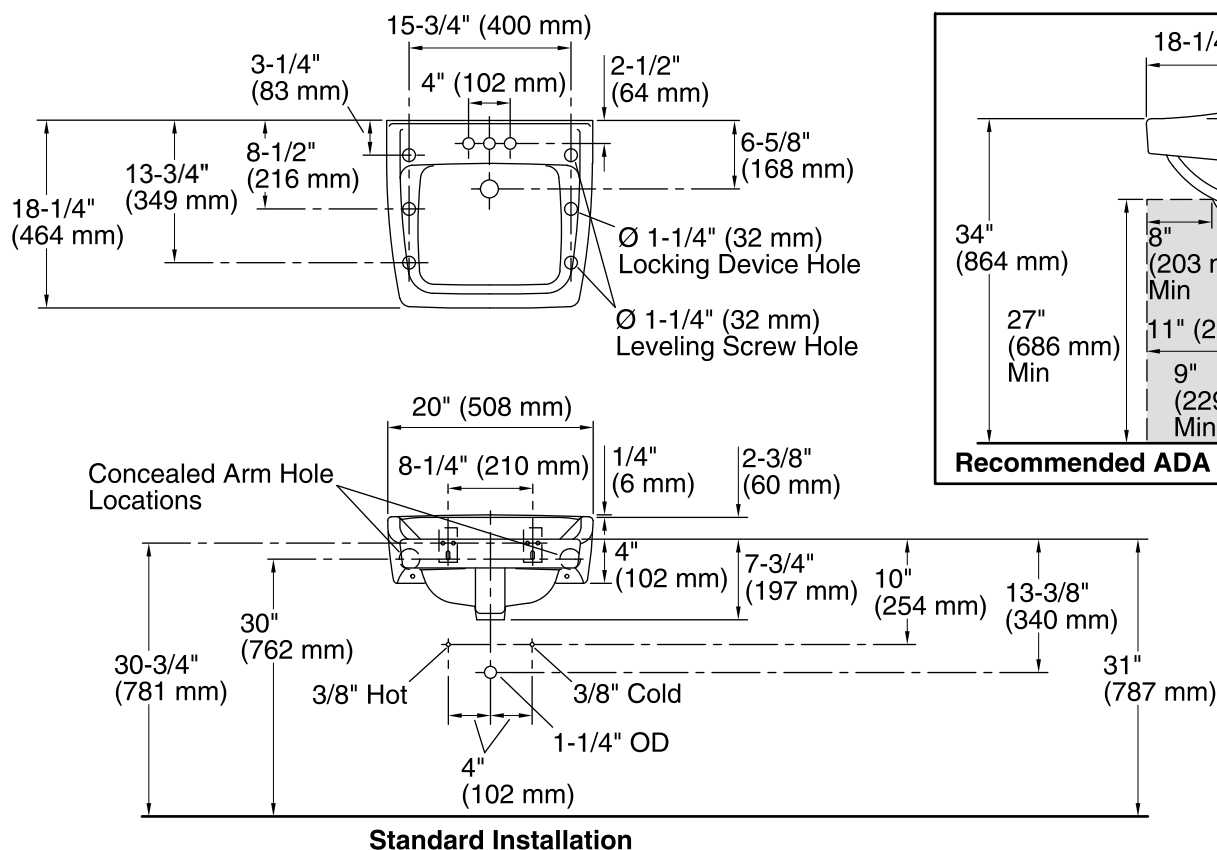
See website for detailed warranty information.

**Available Color/Finishes**

*Color tiles intended for reference only.*

Color	Code	Description
-------	------	-------------

	0	White
	96	Biscuit
	47	Almond



### Technical Information

All product dimensions are nominal.

Bowl configuration: Single

Installation: Wall-mount

Bowl area (Only) Length: 14" (356 mm)

Width: 12" (305 mm)

With overflow: Yes

Water depth: 4-7/8" (124 mm)

Bowl area With overflow: Yes

Number of deck holes: 3

Faucet hole(s): 1-1/4" (32 mm)

Drain hole: 1-3/4" (44 mm)

### Notes

Install this product according to the installation guide.

ADA compliant when installed to the specific requirements of these regulations.