



27" Integrated Combination—Drawers

Integrated refrigeration can be used anywhere in the home. It merges seamlessly into the décor, with no visible hinges or grilles. Model 700BC(I) offers refrigerator storage in the upper drawer with freezer storage in the lower drawer. Two temperature zones ensure the freshest food and energy efficiency. Model 700BCI features an automatic ice maker. This model is ENERGY STAR® qualified for energy efficiency.



FEATURES

- Upper refrigerator storage drawer and lower freezer storage drawer.
- Custom front panels and hardware allow for infinite design options.
- Point-of-use refrigeration that can be placed anywhere in the home.
- Microprocessor maintains precise control, within 1° of set temperature in each of two temperature zones.
- Easy-access, illuminated touch control panel in upper refrigerator drawer.
- Bright interior lighting.
- Removable crisper cover on upper refrigerator drawer.
- Upper drawer is deep enough for bottled drinks to stand upright.
- Smooth-glide, full-extension storage drawers.
- Alarm feature will sound an audible beep if a drawer is left open.
- Automatic ice maker provides crescent-shaped ice (700BCI).

MODEL OPTIONS

| | 700BC | 700BCI |
|---------------------|------------|------------|
| Design | Integrated | Integrated |
| Automatic Ice Maker | | • |

INTERIOR FEATURES

- **Refrigerator**
Upper Storage Drawer
Independent Temperature Zone
Removable Crisper Cover
- **Freezer**
Lower Storage Drawer
Independent Temperature Zone
1 Removable Drawer Divider (700BC)
Automatic Defrost
Automatic Ice Maker (700BCI)

ACCESSORIES

- Stainless steel front panels with tubular or pro handles.
- Stainless steel tubular and pro handles.
- Dual installation kit for installation with column, tall or drawer model.
- Dozen egg container.

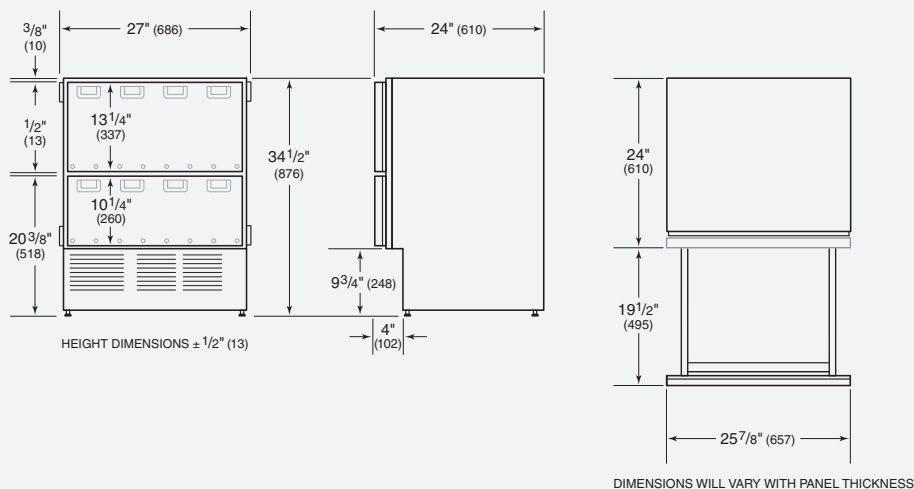
Accessories are available through your Sub-Zero dealer. For local dealer information, visit the find a showroom section of our website, subzero.com.





27" Integrated Combination—Drawers

OVERALL DIMENSIONS



Unit dimensions may vary by $\pm 1/8$ ".

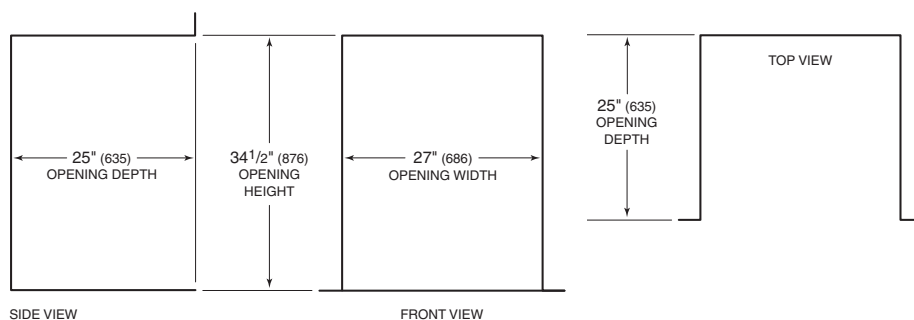
SPECIFICATIONS

| | |
|-------------------------|--|
| Overall Width | 27" |
| Overall Height | 34 1/2" |
| Overall Depth | 24" |
| Drawer Clearance | 19 1/2" |
| Refrigerator Capacity | 2.9 cu ft |
| Freezer Capacity | 2.1 cu ft |
| Opening Width | 27" |
| Opening Height | 34 1/2" |
| Opening Depth | 25" |
| Electrical Requirements | 115 V AC, 60 Hz 15 amp dedicated circuit |
| Plumbing Requirements | 1/4" OD copper, (Model 700BCI) braided stainless steel or PEX tubing, 35–120 psi |
| Shipping Weight | 190 lbs |

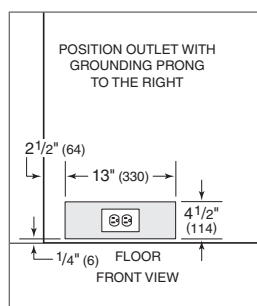
*Depth is 24" from the front of the unit to its back. Your design may necessitate moving the unit back, or cabinets forward to achieve a flush fit. This will require a minimum opening depth of 25".

INSTALLATION SPECIFICATIONS

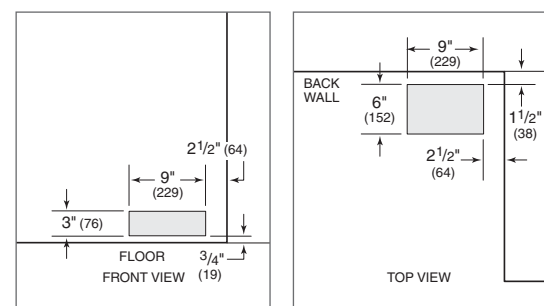
Opening Dimensions



Location of Electrical Supply



Location of Water Supply (Model 700BCI)



INSTALLATION NOTES

Stainless steel drawer front panels with handles are available as accessories. These panels are not installed at the factory.

Complete installation specifications, including panel sizes, can be found on our website, subzero.com/specs.

Dimensions in parentheses are in millimeters unless otherwise specified.