

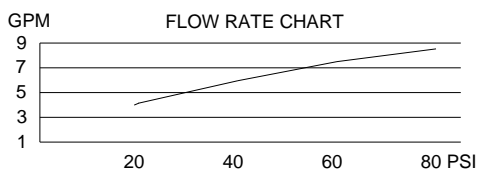
SPECIFICATIONS

SINGLE HANDLE PRESSURE BALANCE TUB & SHOWER FAUCET

Description

- Single handle
- Self-cleaning two-function showerhead
- 1/2" slip spout fits 1/2" copper or 1/2" IPS stub-out
- Diverter on spout
- Back to back installation capabilities

Flow & Valving



Standards

- ASME A112.18.1
- CSA B125
- ASSE 1016
- Energy policy act of 1992
- Listed IAPMO/UPC
- ADA Accessibility Guidelines for Buildings and Facilities - 4.27.4 Controls and Mechanisms

Warranty

Danze faucets are covered by a manufacturer's limited "lifetime" warranty for manufacturing defects



D510055 (shown)
SHERIDAN™



With Stops:

D510055 (Tub/Shower)
D500555 (Shower only)

Less Stops:

D520055 (Tub/Shower)
D520555 (Shower only)

Available Colors & Finish

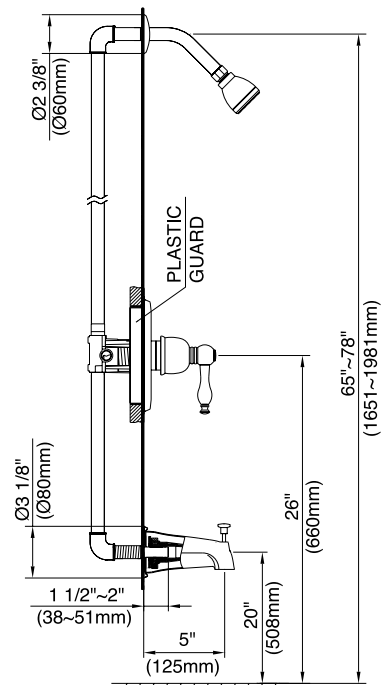
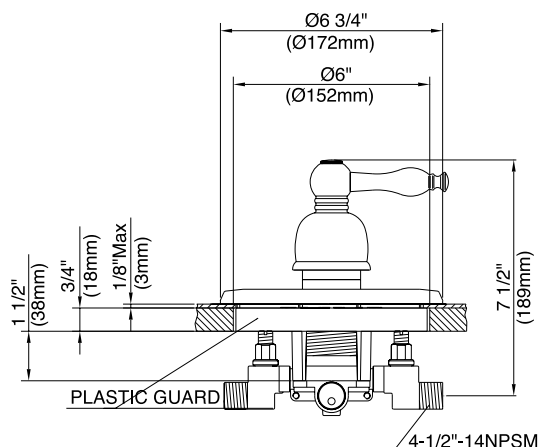
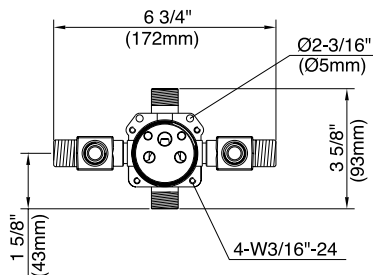
- Chrome
- Brushed Nickel (BN)
- Chrome w/Polished Brass Accents (CPBV)
- Polished Brass (PBV)
- Oil Rub Bronze (RB)
- Satin Nickel w/Polished Brass Accents (SNPV)

Trim Kits: (for use w/pressure balance valves)

D510155T (Tub/Shower trim)
D510555T (Shower only trim)
D500655T (Tub trim w/valve escutcheon)

Special Packaging

- This product also available with valve packaged separate from trim.
- Use with single handle pressure balance valves:
D112000BT (w/stops)
D115000BT (w/o stops)
- Valves are combination 1/2" copper sweat, 1/2" NPT threaded connectors for all ports.



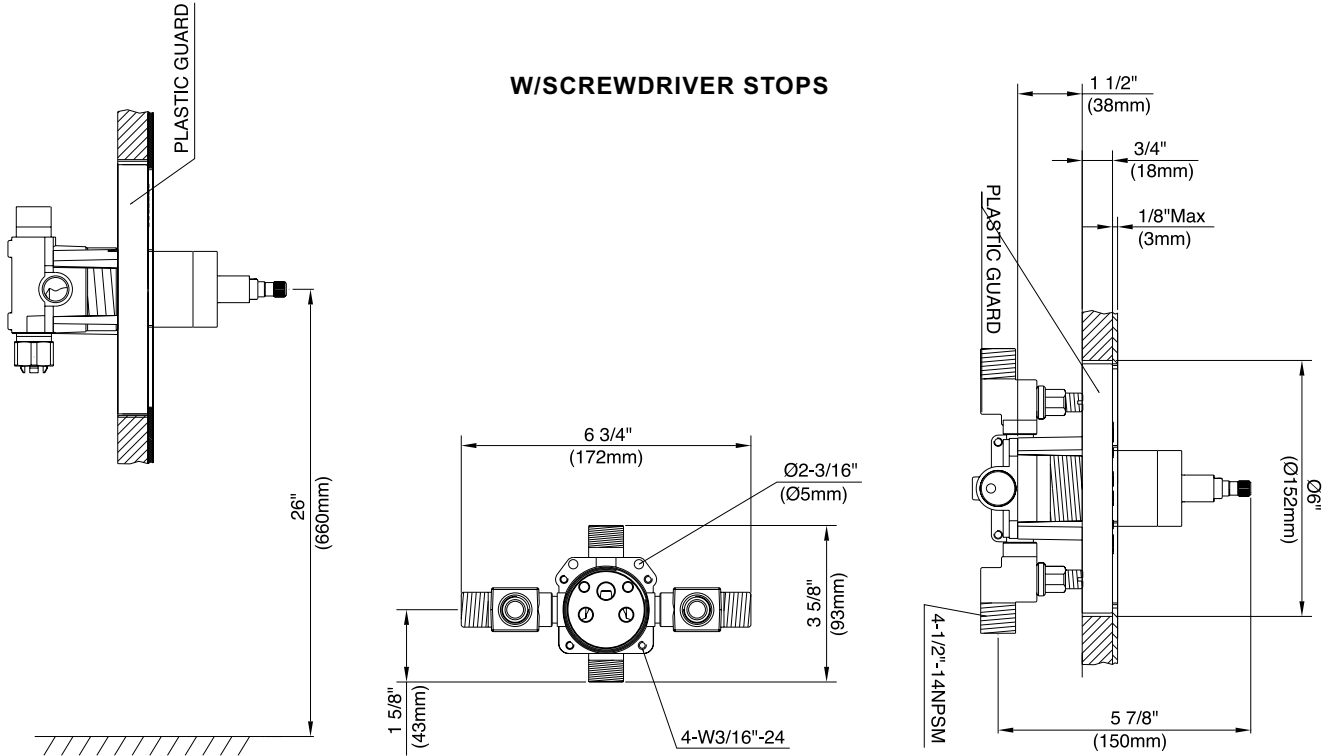
Specific Features: _____ Submitted Model No.: _____

SD510055/04-04.01

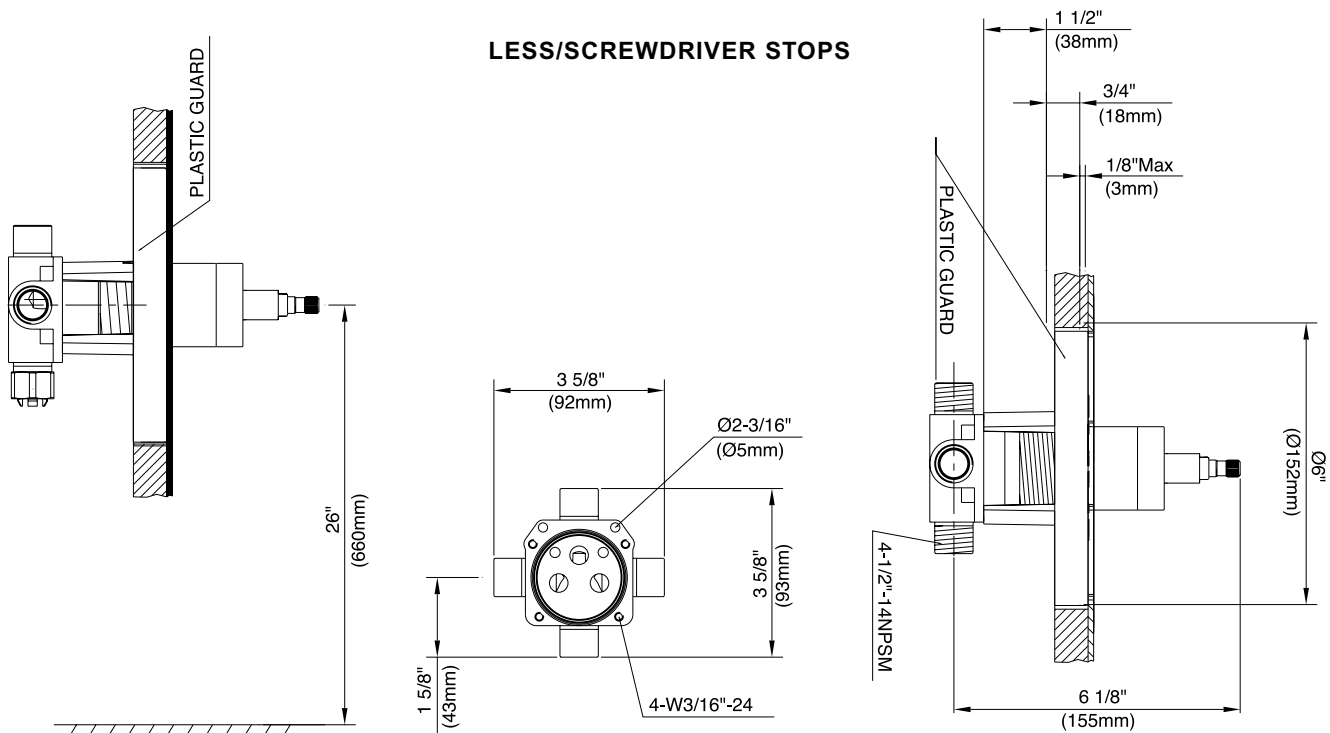
SINGLE HANDLE PRESSURE BALANCE TUB & SHOWER VALVES

Critical Dimensions : Rough-in valve D112000BT (w/stops) & D115000BT (w/o stops)

W/SCREWDRIVER STOPS



LESS/SCREWDRIVER STOPS



Specific Features: _____ Submitted Model No.: _____

SD510055/04-04.01