



Bakersfield™
Top-mount Kitchen Sink
K-5832-3

Features

- 30-inch minimum base cabinet width.
- KOHLER cast iron.
- Acid-resistant enamel finish.
- Single bowl.
- Top-mount.
- Three faucet holes.
- 31" (787 mm) x 22" (559 mm)

Recommended Accessories

K- 9000 P-Trap

Optional Accessories

K- 5836 Cutting Board

K- 6517 Sink Rack

K- 8801 Sink Strainer



Codes/Standards












ASME A112.19.1/CSA B45.2

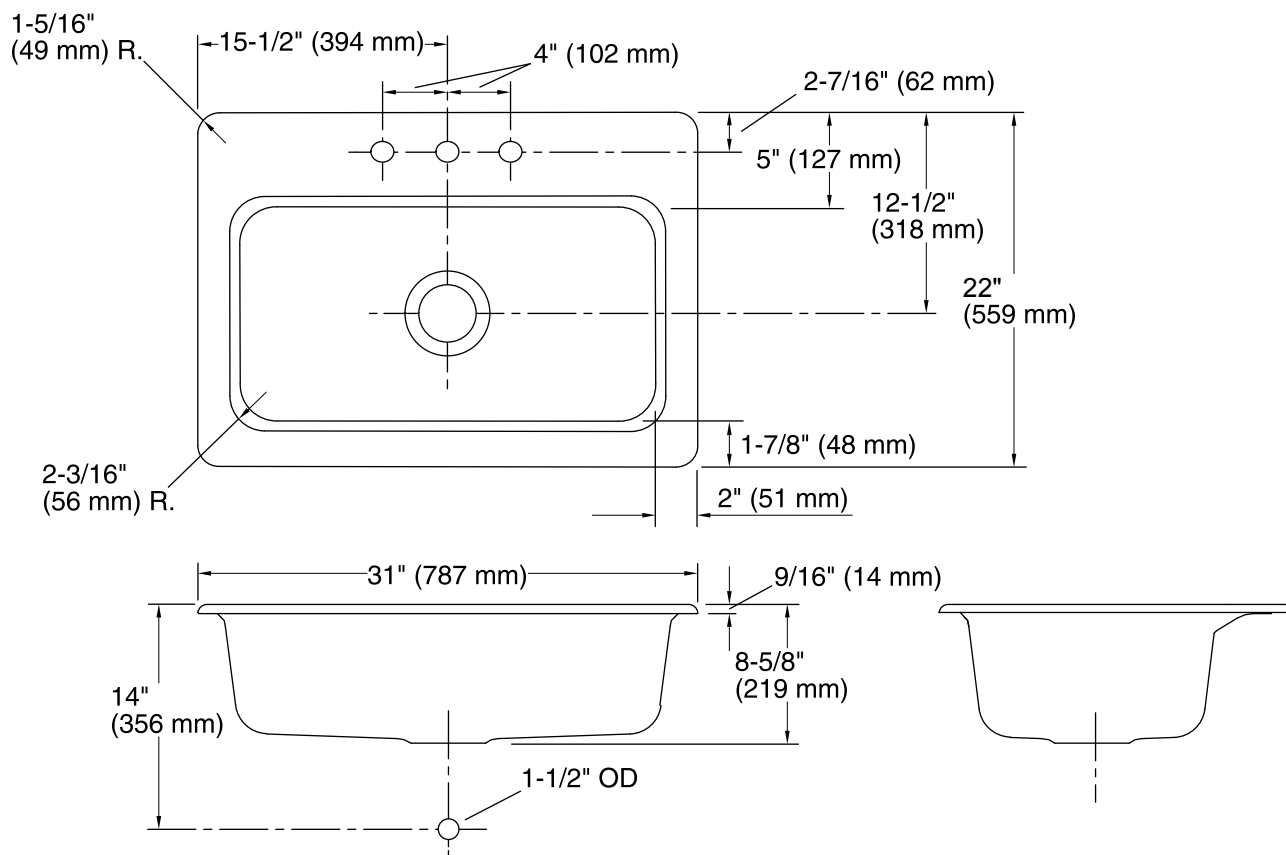
KOHLER® Enameled Cast Iron Kitchen Sink - Lifetime Limited Warranty

See website for detailed warranty information.

Available Color/Finishes

Color tiles intended for reference only.

Color	Code	Description
	0	White
	FF	Sea Salt™
	96	Biscuit
	47	Almond
	FD	Cane Sugar™
	95	Ice™ Grey
	G9	Sandbar
	K4	Cashmere
	20	Suede
	KA	Black 'n Tan
	7	Black Black™



Technical Information

All product dimensions are nominal.

Bowl configuration: Single

Installation: Top-mount

Cutout: Top-mount, 29-3/4" x 20-3/4" (756 mm x 527 mm) with 1" (25 mm) radius corners

Bowl area (Only) Length: 27" (686 mm)
Width: 15" (381 mm)
Bowl depth: 8" (203 mm)

Number of deck holes: 3

Faucet hole(s): 1-3/8" (35 mm)

Drain hole: 3-5/8" (92 mm)

Notes

Install this product according to the installation guide.

Cut-out is 29-3/4" (756 mm) by 20-3/4" (527 mm) with 1" (25 mm) radius corners.