

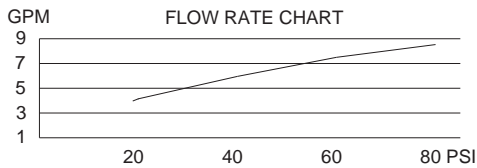
SPECIFICATIONS

SINGLE HANDLE PRESSURE BALANCE TUB & SHOWER FAUCET

Description

- Single handle w/4" sunflower showerhead
- Cast slip-fit spout
- Diverter on valve (Tub & Shower only)
- Back to back installation capabilities

Flow & Valving



Standards

- ASME A112.18.1
- CSA B125
- ASSE 1016
- Energy policy act of 1992
- Listed IAPMO/UPC
- ADA Accessibility Guidelines for Buildings and Facilities - 4.27.4 Controls and Mechanisms

Warranty

Danze faucets are covered by a manufacturer's limited "lifetime" warranty for manufacturing defects

W/DIVERTER & STOPS



D500058(shown)
PARMA™



With Diverter & Stops:
D500058(Tub/Shower)

With Stops:
D500558 (Shower only)

Available Colors & Finish

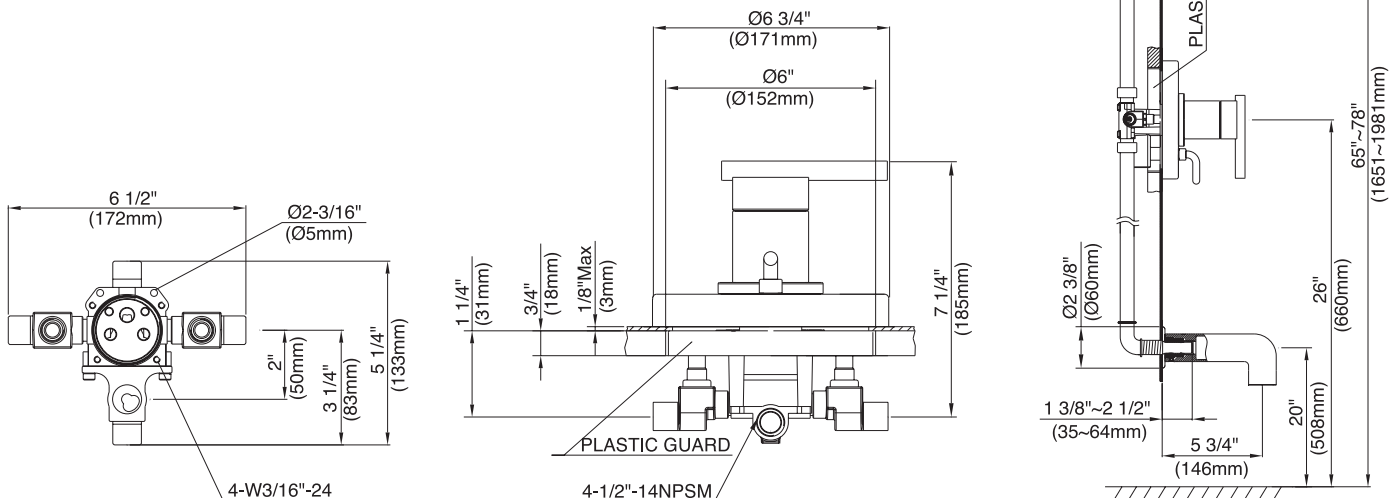
- Chrome
- Brushed Nickel (BN)

Trim Kits: (for use w/pressure balance valves)

- D500058T (Tub/Shower trim)
- D500558T (Shower only trim)
- D500658T (Tub trim w/valve escutcheon)

Special Packaging

- This product also available with valve packaged separate from trim.
- Tub & Shower Trim Kit - use w/valve: D113000BT (w/diverter & stops)
- Shower Only & Tub Trim Kit - use w/valve: D112000BT (w/stops) or D115000BT (w/o stops)
- Pressure Balance Valves are combination 1/2" copper sweat, 1/2" NPT threaded connectors for all ports.



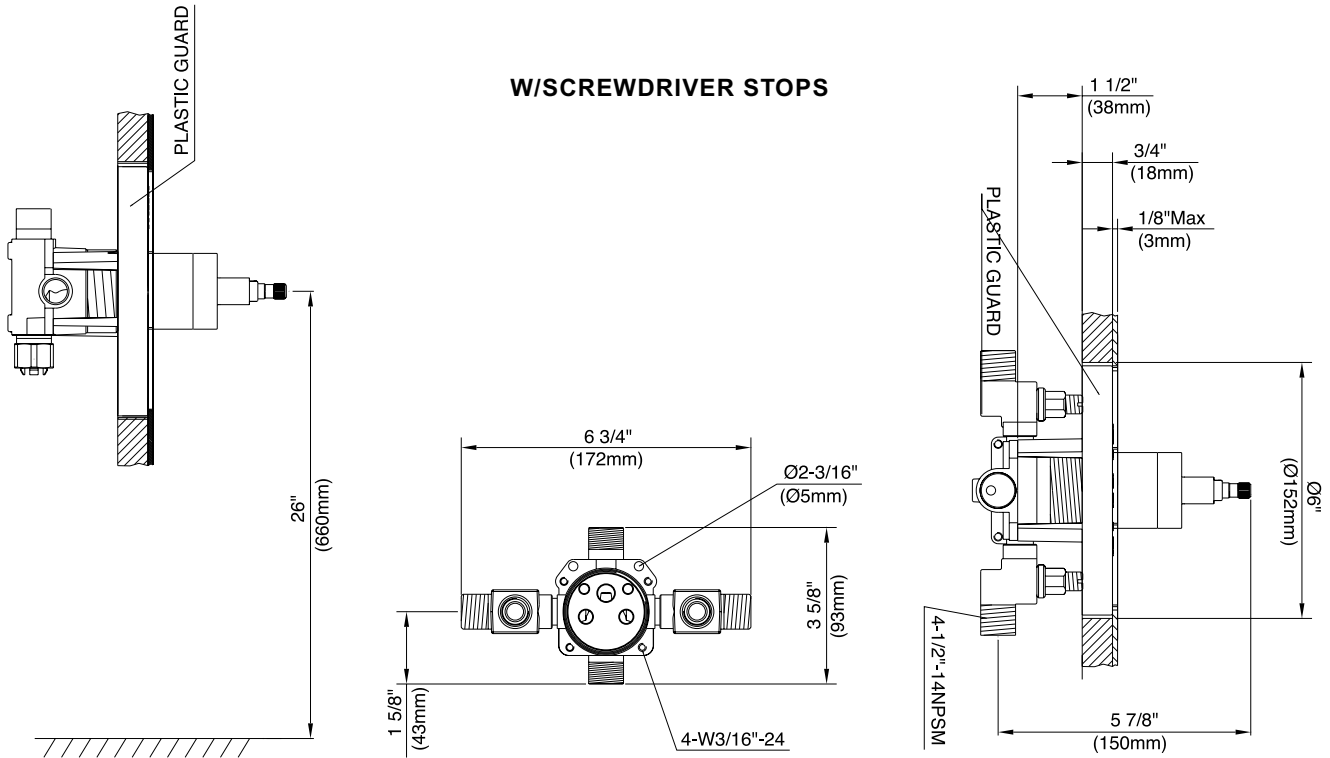
Specific Features: _____ Submitted Model No.: _____

SD500058/04-04.01

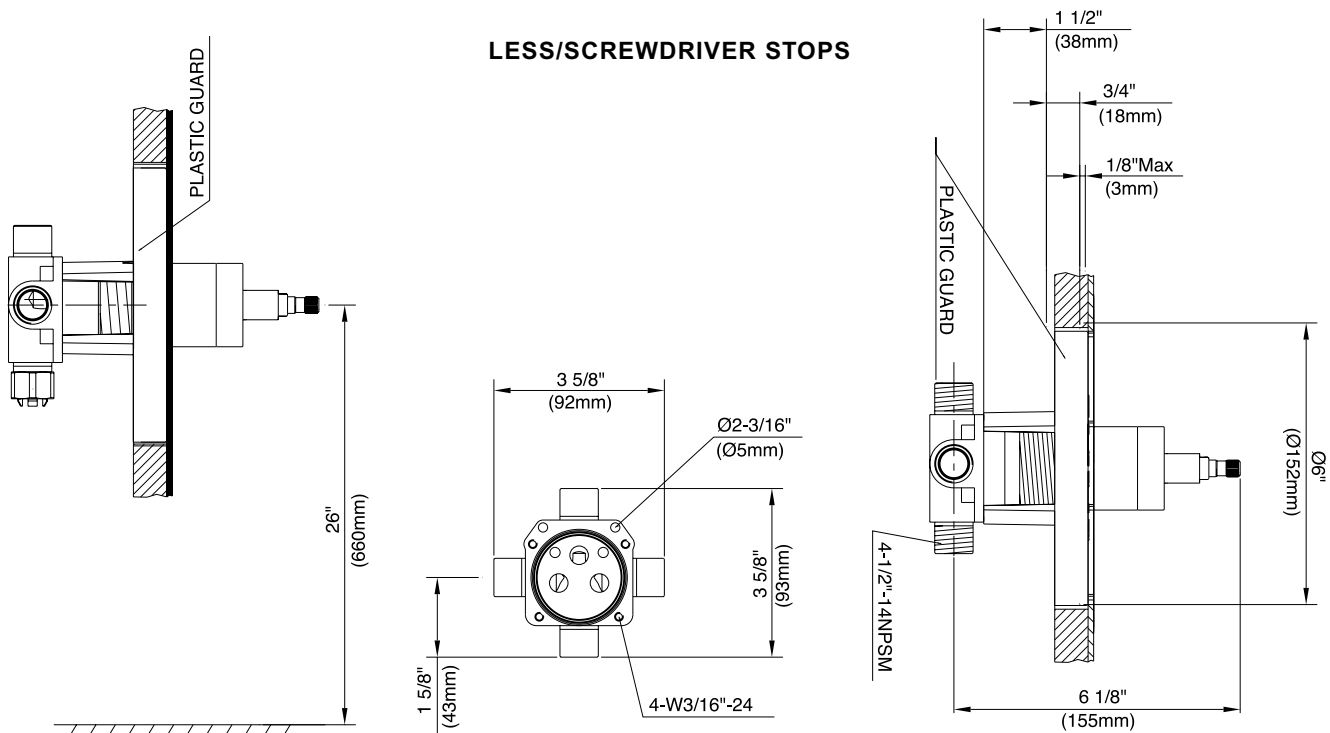
SINGLE HANDLE PRESSURE BALANCE TUB & SHOWER VALVES

Critical Dimensions : Rough-in valve D112000BT (w/stops) & D115000BT (w/o stops)

W/SCREWDRIVER STOPS



LESS/SCREWDRIVER STOPS



Specific Features: _____ Submitted Model No.: _____

SD500058/04-04.01