



Iron/Tones®

Drop-in/Under-mount Bathroom Sink

K-2826

Features

- KOHLER® cast iron.
- Drop-in or under-mount.
- Rectangular basin.
- Without overflow.
- No faucet holes; requires wall- or counter-mount faucet.
- 24-3/4" (629 mm) x 15-5/8" (397 mm)

Recommended Accessories

K- 9018 P-Trap

Components

Additional included component/s: Basin clamp assembly.



ADA

Codes/Standards

ASME A112.19.1/CSA B45.2

ADA










ICC/ANSI A117.1

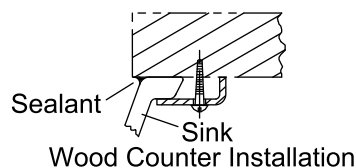
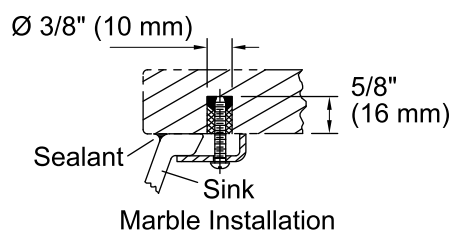
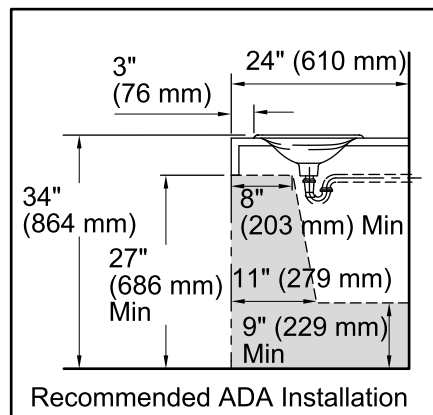
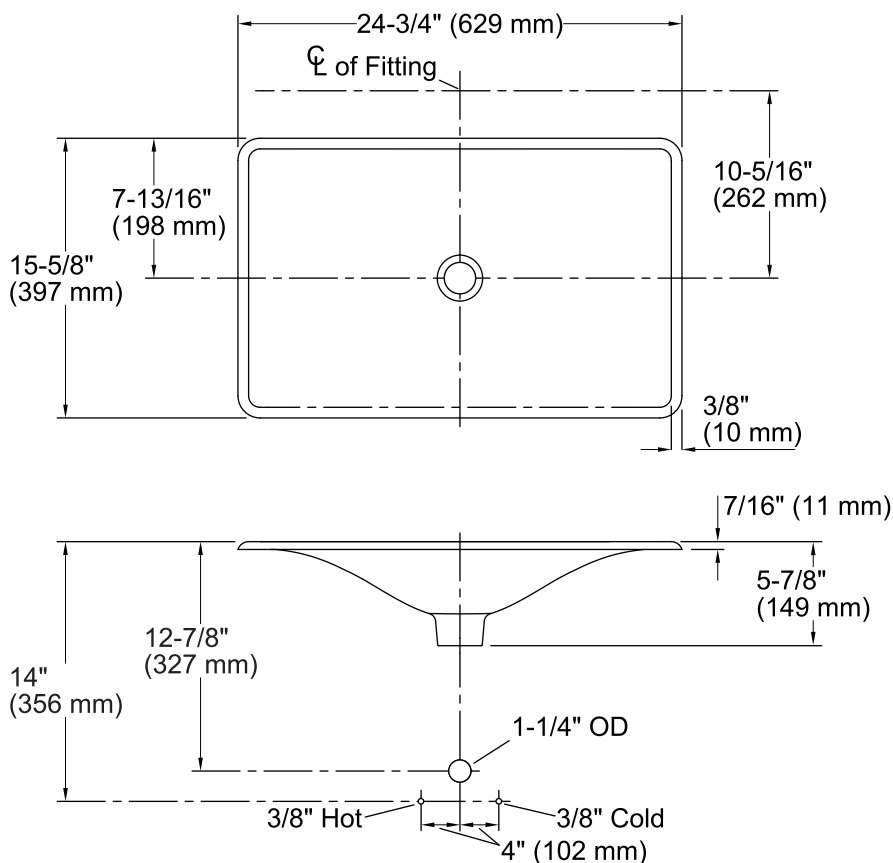
KOHLER® Lifetime Limited Warranty for Cast Iron Components

See website for detailed warranty information.

Available Color/Finishes

Color tiles intended for reference only.

Color	Code	Description
	0	White
	FF	Sea Salt™
	96	Biscuit
	47	Almond
	FD	Cane Sugar™
	KC	Vapour™ Blue
	KG	Vapour™ Green
	FT	Basalt
	KA	Black 'n Tan



Technical Information

All product dimensions are nominal.

Bowl configuration: Single

Installation: Drop-In, Under-mount

Bowl area (Only) Length: 23-3/4" (603 mm)
Width: 14-1/2" (368 mm)
Water depth: 3-7/8" (98 mm)

Drain hole: 1-3/4" (44 mm)

Template: Top-mount/Under-mount, 1053506-7, required, included

Notes

Install this product according to the installation guide.

Supplied basin clamp assemblies require 1" (25 mm) minimum countertop thickness. Installer must supply anchors for thinner countertops.

NOTICE: The countertop manufacturer or cutter must use the cut-out template provided with the product, or a current one provided by the Kohler Co. (call 1-800-4-KOHLER.) Kohler Co. is not responsible for cut-out errors when the incorrect cut-out template is used.

ADA compliant when installed to the specific requirements of these regulations.