



**Escale®**  
Above-counter Bathroom Sink  
**K-19047**

**Features**

- Fireclay.
- Above-counter.
- Square basin with a contemporary design.
- With overflow.
- No faucet holes; requires wall- or counter-mount faucet.
- Coordinates with other products in the Escale collection.
- 16-1/8" (410 mm) x 16-1/8" (410 mm)



**Codes/Standards**




ASME A112.19.2/CSA B45.1

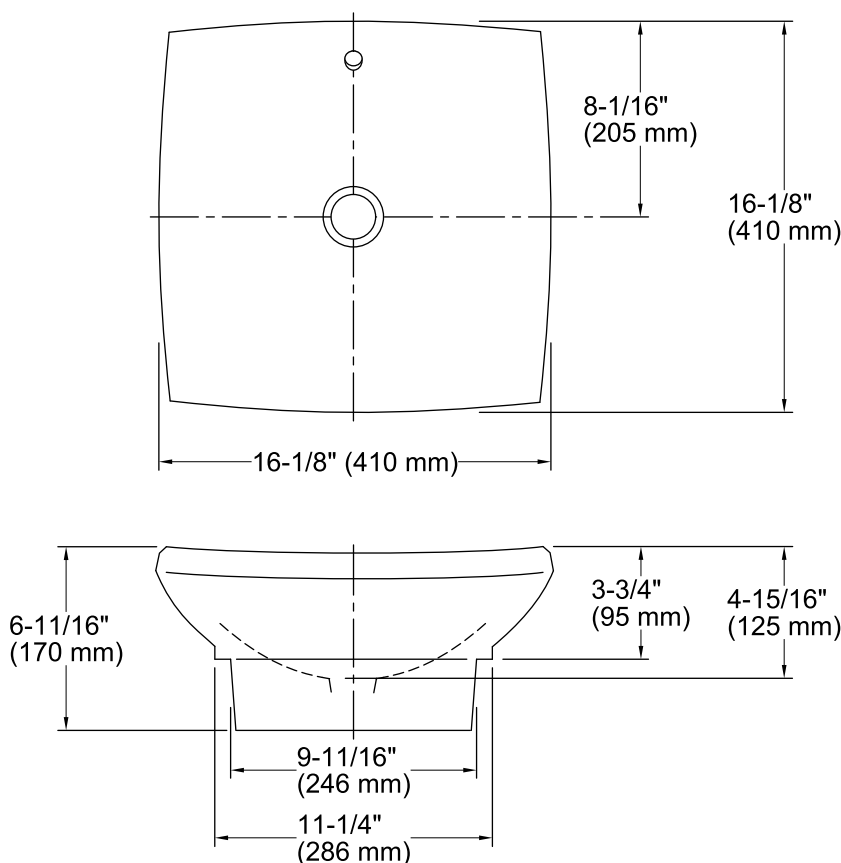
**KOHLER® One-Year Limited Warranty**

See website for detailed warranty information.

**Available Color/Finishes**

*Color tiles intended for reference only.*

| Color  | Code | Description |
|--|------|-------------|
|  | 0    | White       |
|  | 96   | Biscuit     |
|  | 47   | Almond      |



#### Technical Information

All product dimensions are nominal.

Bowl configuration: Single

Installation: Above-counter

Bowl area (Only) Width: 16-1/8" (410 mm)  
Bowl depth: 16-1/8" (410 mm)  
Water depth: 3-1/2" (89 mm)

Drain hole: 1-3/4" (44 mm)

Template: Above-counter, 1052863-7, required, included

#### Notes

Install this product according to the installation guide.

**NOTICE:** Countertop manufacturer or cutter must use the cut-out template provided with the product, or a current one provided by Kohler (call 1-800-4-KOHLER). Kohler is not responsible for cutout errors when incorrect cut-out template is used.