

Features

- Vitreous china.
- Drop-in.
- Rectangular basin.
- With overflow.
- 8-inch centers.
- Coordinates with other products in the Archer collection.
- 22-5/8" (575 mm) x 19-7/16" (494 mm) x 7-7/8" (200 mm)

Recommended Accessories

K- 8998 P-Trap



ADA

Codes/Standards











ASME A112.19.2/CSA B45.1
ADA
ICC/ANSI A117.1

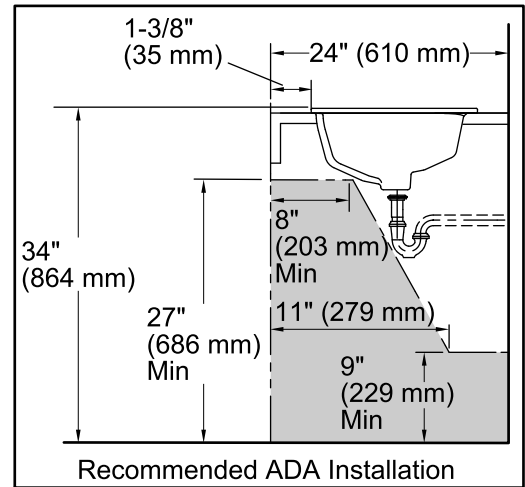
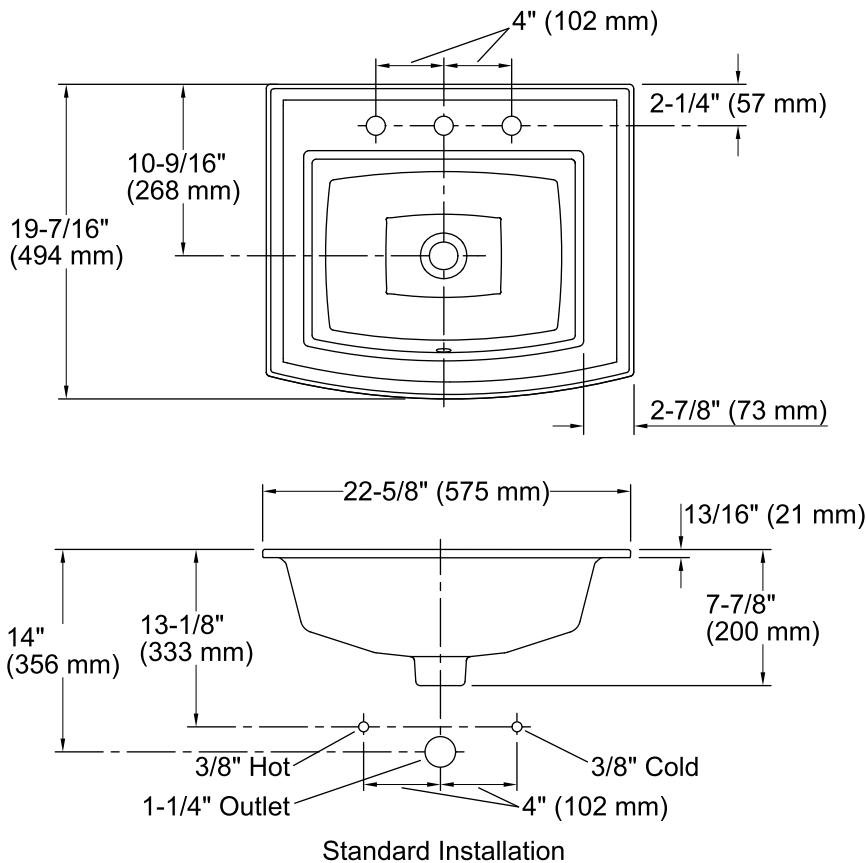
KOHLER® One-Year Limited Warranty

See website for detailed warranty information.

Available Color/Finishes

Color tiles intended for reference only.

| Color | Code | Description |
|--|------|---------------|
|  | 0 | White |
|  | 96 | Biscuit |
|  | 47 | Almond |
|  | NY | Dune |
|  | 95 | Ice™ Grey |
|  | G9 | Sandbar |
|  | 33 | Mexican Sand™ |
|  | K4 | Cashmere |
|  | 58 | Thunder™ Grey |
|  | 7 | Black Black™ |



Technical Information

All product dimensions are nominal.

| | |
|-----------------------|--|
| Bowl configuration: | Single |
| Installation: | Drop-In |
| Bowl area (Only) | Length: 16-7/8" (429 mm) Width: 12-9/16" (319 mm) Water depth: 4" (102 mm) |
| Number of deck holes: | 3 |
| Faucet hole(s): | 1-3/8" (35 mm) |
| Drain hole: | 1-3/4" (44 mm) |
| Template: | Drop-in, 1051936-7, required, included |

Notes

Install this product according to the installation guide.

NOTICE: Countertop manufacturer or cutter must use the cut-out template provided with the product, or a current one provided by Kohler Co. (call 1-800-4KOHLER). Kohler Co. is not responsible for cutout errors when the incorrect cut-out template is used.

ADA compliant when installed to the specific requirements of these regulations.