

Features

- Two quarter-turn washerless ceramic disc valves.
- Ceramic disc valves exceed industry longevity standards, ensuring durable performance for life.
- High-arch gooseneck swing spout and 360-degree spout rotation offer superior clearance for filling pots and cleaning.
- Two lever handles offer separate control of hot and cold water.
- 10-1/4" (260 mm) gooseneck swing spout reach.
- Coordinates with other HiRise kitchen products.
- 1.8 gpm (gallons per minute) maximum flow rate at 60 psi.
- Meets CalGreen requirements for kitchen faucets.

Material

- Stainless steel construction.
- KOHLER finishes resist corrosion and tarnishing.

Installation

- For single-hole installation.
- Flexible supply lines simplify installation.

Recommended Accessories

K- 7344-4 Independent Sidespray
K-7346



ADA

Codes/Standards



ASME A112.18.1/CSA B125.1
NSF 61
NSF 372
DOE - Energy Policy Act 1992
ADA
ICC/ANSI A117.1
All applicable US Federal and State material regulations

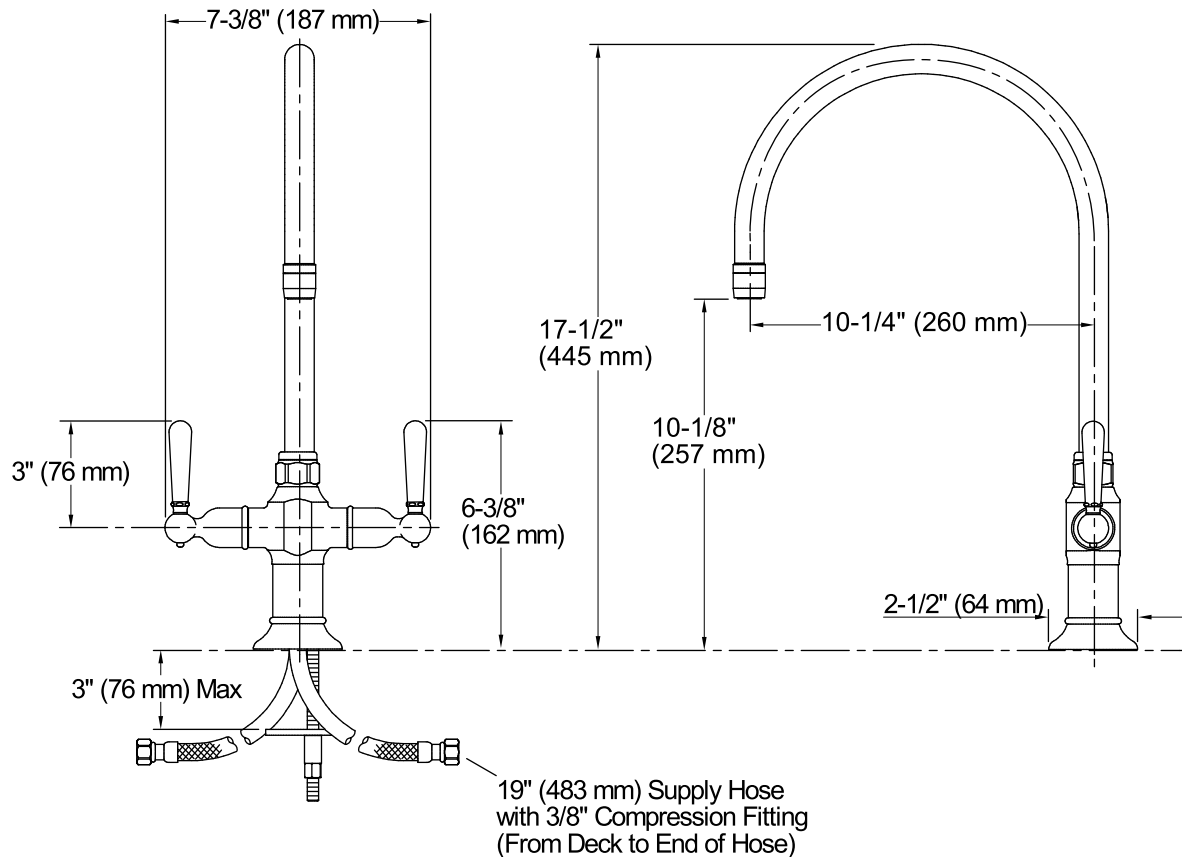
KOHLER® Faucet Lifetime Limited Warranty

See website for detailed warranty information.

Available Color/Finishes

Color tiles intended for reference only.

Color	Code	Description
	S	Polished Stainless
	BS	Brushed Stainless



Technical Information

All product dimensions are nominal.

Spout reach: 10-1/4" (260 mm)

Faucet:

Flow rate: 1.8 gal/min (6.8 l/min)

Pressure: 60 psi (4.1 bar)

Notes

Install this product according to the installation guide.

ADA compliant when installed to the specific requirements of these regulations.