

SELECT POWER DIRECT VENT Residential Gas Water Heaters



Power Direct-Vent Design – Two-pipe closed-combustion system draws all make-up air from outside the home, eliminating problems caused by insufficient indoor ventilation. For installation versatility, system permits combined horizontal and vertical venting and air intake runs up to 45 feet (including one 90° elbow using 3" Schedule 40 PVC, CPVC or ABS pipe).

New Intelli-Vent Gas Control – Equipped with nearly-indestructible silicon nitride hot surface igniter, and advanced electronics for more precise control of water temperature and easy to understand system diagnostics.

Quiet Modular Blower – Equipped with 110/120 volt electrical system (rating 3 amps or less), 7-foot cord, standard 3-prong male connector.

Diffuser Dip Tube – Helps reduce lime and sediment buildup, maximizes hot water output. Made of State PEXAN™, a cross-link PEX polymer that can withstand long-term exposure to water temperatures up to 400°F.

Green Choice™ Eco-Friendly Gas Burner – Patented design reduces NO_x emissions up to 33% and complies with Southern California and Texas requirements.

Durable Brass Tamper-Resistant Drain Valve.

Glasslined Tank – For long-lasting protection against rust and corrosion.

Aluminum Anode Rod – For additional protection against rust and corrosion.

Factory-Installed Temperature & Pressure (T&P) Relief Valve.

Thick, CFC-Free Foam Insulation.

6-Year Tank and Parts Warranty.

Code Compliance – All models meet or exceed federal minimum energy standards effective January 20, 2004, according to latest editions of the National Appliance Energy Conservation Act (NAECA). They also comply with the latest editions of the B.O.C.A. National Codes, C.E.C., U.B.C., S.B.C.C., C.A.B.O. and the H.U.D. standards. All models design-certified by CSA International according to ANSI Z21.10.1 standards governing storage-type water heaters.



For more information on Select® contact:
State Water Heaters
500 Tennessee Waltz Parkway, Ashland City, TN 37015
800.365.0024 Toll-free USA
www.statewaterheaters.com

SRGSS00107

June 2011R

SOLID.STATE.



SELECT POWER DIRECT VENT Residential Gas Water Heaters



| MODEL NUMBER | PEAK DEMAND OUTPUT (1st Hour Rating Gallons) | ENERGY FACTOR | GAL. CAP. | BTU INPUT PER HOUR NATURAL† | RECOVERY 90°F RISE GALLONS † | R VALUE* | DIMENSIONS IN INCHES | | | | | | | APPROX. SHIPPING WEIGHT (LBS.) |
|----------------|--|---------------|-----------|-----------------------------|------------------------------|----------|----------------------|--------|--------|--------|---|--------|-------------------|--------------------------------|
| | | | | | | | A | B | C | D | E | F | DRAFT HOOD OUTLET | |
| GS6 40 YBPD | 70 | .60 | 40 | 40,000 | 41 | 16 | 57 | 48-1/2 | 21 | 15 | 8 | 42 | 3 | 224 |
| GS6 50 YBPD | 87 | .59 | 50 | 40,000 | 41 | 16 | 66 | 57-1/2 | 21 | 15 | 8 | 51 | 3 | 232 |
| GS6 50 YRPDT 5 | 105 | .58 | 50 | 65,000 | 64 | 16 | 69-1/2 | 61 | 21 | 15 | 8 | 54-1/2 | 3 | 232 |
| GS6 75 YRPDT | 130 | .58 | 75 | 70,000 | 72 | 16 | 71-1/2 | 61-1/2 | 26-1/4 | 15-1/2 | 8 | 54-3/4 | 3 | 300 |

For model number GS6 50 YRPDT 5, 5' of 3" ABS vent pipe is supplied and must be used for the first 5' of the exhaust outlet vent system.

For model number GS6 75 YRPDT, 5' of 3" CPVC vent pipe is supplied and must be used for the first 5' of the exhaust outlet vent system.

Recoveries are rounded to nearest gallon

Water Connections - 3/4" on all models

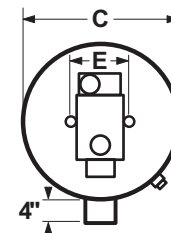
When ordering Propane, change "Y" to "H" in model number (GS6 40 HBPDT)

† Propane Gas Inputs/Recoveries -
 GS6 40 HBPDT: 36,000 BTU / 37 GPH
 GS6 50 HBPDT: 38,000 BTU / 39 GPH
 GS6 50 HRPDT 5: 60,000 BTU / 59 GPH
 GS6 75 HRPDT: 65,000 BTU / 67 GPH

*R Value shown is "Performance Rated"

IMPORTANT: VENTING AND COMBUSTION AIR REQUIREMENTS

Read and follow requirements shown in the Installation Manual for Select Power Direct-Vent Gas water heaters dealing with type, placement and length of vent pipe and vent termination, as well as clearances required to provide adequate combustion air and proper ventilation.

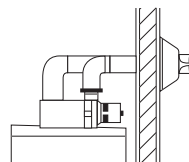


IMPORTANT:

SEE INSTALLATION MANUAL FOR COMBUSTION AIR AND VENTING SYSTEM REQUIREMENTS FOR POWER DIRECT-VENT WATER HEATERS

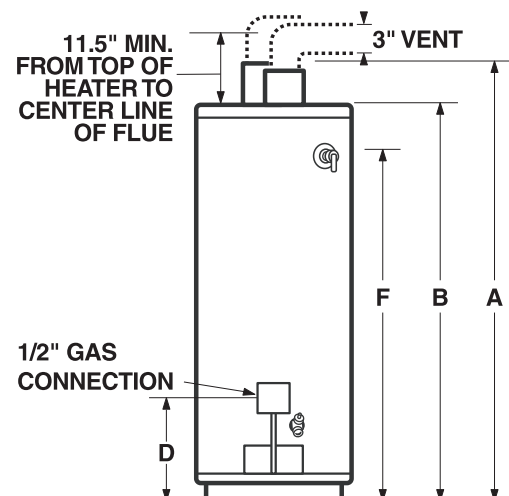
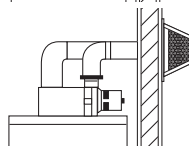
OPTIONAL (DELUXE) ROUND HORIZONTAL VENT TERMINATION KIT

Part Number 9002749



OPTIONAL (DELUXE) SQUARE HORIZONTAL VENT TERMINATION KIT

Part Number 9003328



For complete information on limited warranties, consult written warranty, or contact the State Customer Care Center, 1-800-365-0024.

State Industries, Inc. reserves the right to make product changes or improvements without prior notice.

For more information on the Select Power Direct-Vent contact:

State Water Heaters

500 Tennessee Waltz Parkway, Ashland City, TN 37015

800-365-0024 Toll-free USA

www.statewaterheaters.com

SOLID. STATE.

