



The new degree of comfort.™



Residential Gas
Fury Direct Vent Water Heaters

Fury™ direct vent gas water heaters use outside air for combustion, offer longer venting options and a coaxial vent for easy installation

Efficiency

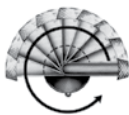
- .58 - .59 EF
- Well insulated for reduced stand-by heat loss

Performance

- FHR: 80-gallons for 50-gallon model and 66-gallons for 40-gallon model
- Recovery rate is 38.4 gallons at a 90 degree rise for both models

Technology

- Adjustable coaxial vent allows flexibility of installation, can swivel 360 degrees and uses outside air for combustion and requires no electrical power
- Aluminum vent and cap base to prevent staining of building exterior



Longer Venting

- Up to 4 feet above the water heater and 4 feet from an outside wall
- Order Horizontal Vent Kit: #SP20131
- Order Vertical Vent Kit: #SP20132

Guardian System™ & Sensor

- Exclusive air/fuel shut-off device
- Maintenance free – no filter to clean
- Disables the heater in the presence of flammable vapor accumulation

Low Emissions

- Meets 40 ng/J NOx requirements

Longer Life

- Patented magnesium anode rod with resistor protects the tank from rust

Plus...

- Brass drain valve and temperature and pressure relief valve are included
- Exclusive Rheemglas® tank lining resists corrosion and prolongs tank life
- Heat saving flue baffle design
- Gas control and combination thermostat
- Piezo ignition
- High temperature silicone bands reduce venting installation time
- Internal air tube for reduced footprint

Warranty

- 6-Year limited tank and parts warranty*
- With ProtectionPlus™ the 6-year limited tank warranty becomes 10-year

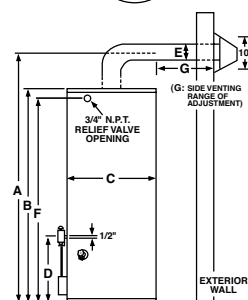
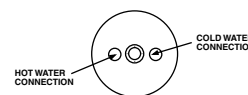
*See Residential Warranty Certificate for complete information

Units meet or exceed ANSI requirements and have been tested according to D.O.E. procedures. Units meet or exceed the energy efficiency requirements of NAECA, ASHRAE standard 90, ICC Code and all state energy efficiency performance criteria.



Fury Direct Vent

40- and 50-Gallon Capacities
Up to 38,000 Btu/h
Natural and LP Gas



VENTING – ROUGHING IN DIMENSIONS (INCHES)			SIDE VENTING (G) WITH INCLUDED VENT KIT		SIDE VENTING (G) WITH OPTIONAL VENT KIT		OPTIONAL HEIGHT (A) WITH VENT KIT
TYPE	MODEL NUMBER	4 FEET VENTING AVAILABLE	MIN.	MAX.	MIN.	MAX.	
TALL	22DV40F	Horizontal & Vertical	9-1/8	19-1/8	9-1/8	48**	68-1/4 – 107-3/4†
	22DV50F		8-1/8	18-1/8	8-1/8	48**	68 – 107†

DESCRIPTION			FEATURES						DIMENSIONS						ALTITUDE RATING		ENERGY INFO.		
T Y P E	GAL. CAP.	MODEL NUMBER	GAS INPUT IN THOUS. BTU/H		RECOVERY IN G.P.H. 90° RISE		FIRST HOUR DEL. G.P.H.		HT. TO VENT A	TANK HT. B	DIAMETER C	HT. TO GAS CONN. D	VENT SIZE E	HT. TO SIDE T&P F	SHIP. WT. (LBS)	UP TO "X" FEET ABOVE SEA LEVEL		ENERGY FACTOR NAT.	AVG. ANN. OPER. COSTS NAT.
			NAT.	LP	NAT.	LP	NAT.	LP								NAT.	LP		
TALL	40	22DV40F	38	30	38.4	30.3	66	64	68-1/4	59-3/4	19-3/4	14-1/4	6	51-5/8	155	2,000*	7,700	0.59	\$309
	50	22DV50F	38	34	38.4	34.3	80	79	68	59-1/2	21-3/4	14-1/4	6	52-1/2	165	6,000	6,000	0.58	\$315

Energy Factor and Average Annual Operating Costs based on D.O.E. (Department of Energy) test procedures. D.O.E. national average fuel rate natural gas \$1.218/therm; LP \$1.87/gallon.

If side wall is combustible material, 1" clearance must be included in adjustment range.

** Horizontal Vent Kit #SP20131. Venting dimensions are approximate.

Specify LP gas when ordering. Add "PF" suffix to the model number. Example 22DV40PF.

† Vertical Vent Kit #SP20132. Venting dimensions are approximate.

* High altitude model available upon request: 22DV40HF.

In keeping with its policy of continuous progress and product improvement, Rheem reserves the right to make changes without notice.

Rheem Water Heating • 101 Bell Road
Montgomery, Alabama 36117-4305 • www.rheem.com

Rheem Canada Ltd./Ltée • 125 Edgeware Road, Unit 1
Brampton, Ontario L6Y 0P5 • www.rheem.com



INTEGRATED HOME COMFORT