



Gimlet™
Top-mount Bar Sink
K-6015-3

Features

- 15-inch minimum base cabinet width.
- Acrylic.
- Top-mount.
- Single compartment.
- Three faucet holes.
- 15" (381 mm) x 15" (381 mm)

Recommended Accessories

K- 9000 P-Trap

Optional Accessories

K- 8801 Sink Strainer

Components

Additional included component/s: Adhesive sealant.



ADA

Codes/Standards

CSA B45.5/IAPMO Z124

ADA





ICC/ANSI A117.1

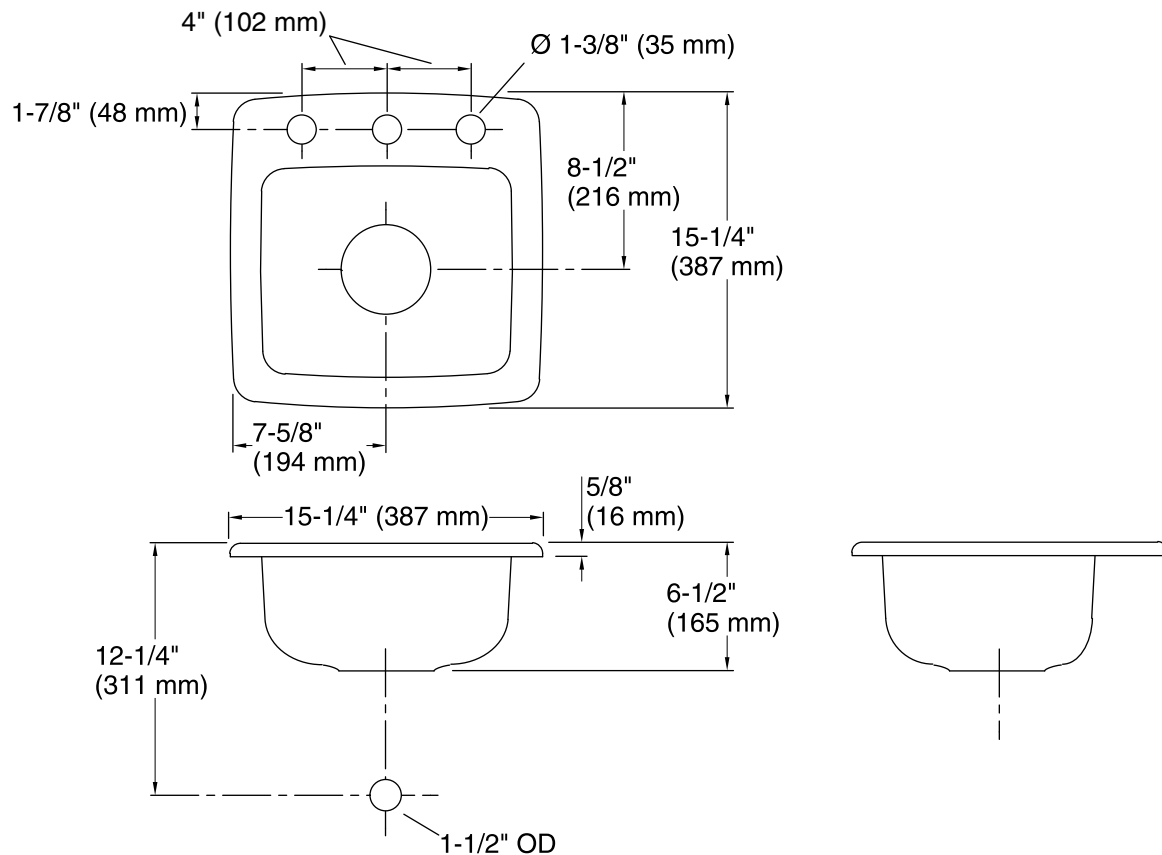
KOHLER® One-Year Limited Warranty

See website for detailed warranty information.

Available Color/Finishes

Color tiles intended for reference only.

Color	Code	Description
	0	White
	96	Biscuit
	47	Almond
	7	Black Black™



Technical Information

All product dimensions are nominal.

Bowl configuration: Single

Installation: Top-mount

Bowl area
Length: 12" (305 mm)
Width: 10" (254 mm)
Bowl depth: 5-1/2" (140 mm)

Number of deck holes: 3

Faucet hole(s): 1-3/8" (35 mm)

Drain hole: 3-1/2" (89 mm)

Template: Top-mount, 102519-7, required, included

Notes

Install this product according to the installation guide.

ADA compliant when installed to the specific requirements of these regulations.