

Features

- Brass construction.
- Brass valve bodies.
- Quarter-turn washerless ceramic disc valves.
- For 4" (102 mm) centers.
- 5-3/16" (132 mm) stationary gooseneck spout reach.
- Complements Revival® Suite.
- Lower flow aerator options are available (refer to the Kohler Price Book).
- Traditional lever handles.
- 1.8 gal/min (6.8 l/min) maximum flow rate [max at 60 psi (4.14 bar)].



ADA

Codes/Standards





ASME A112.18.1/CSA B125.1
DOE - Energy Policy Act 1992
ADA
ICC/ANSI A117.1
All applicable US Federal and State material regulations

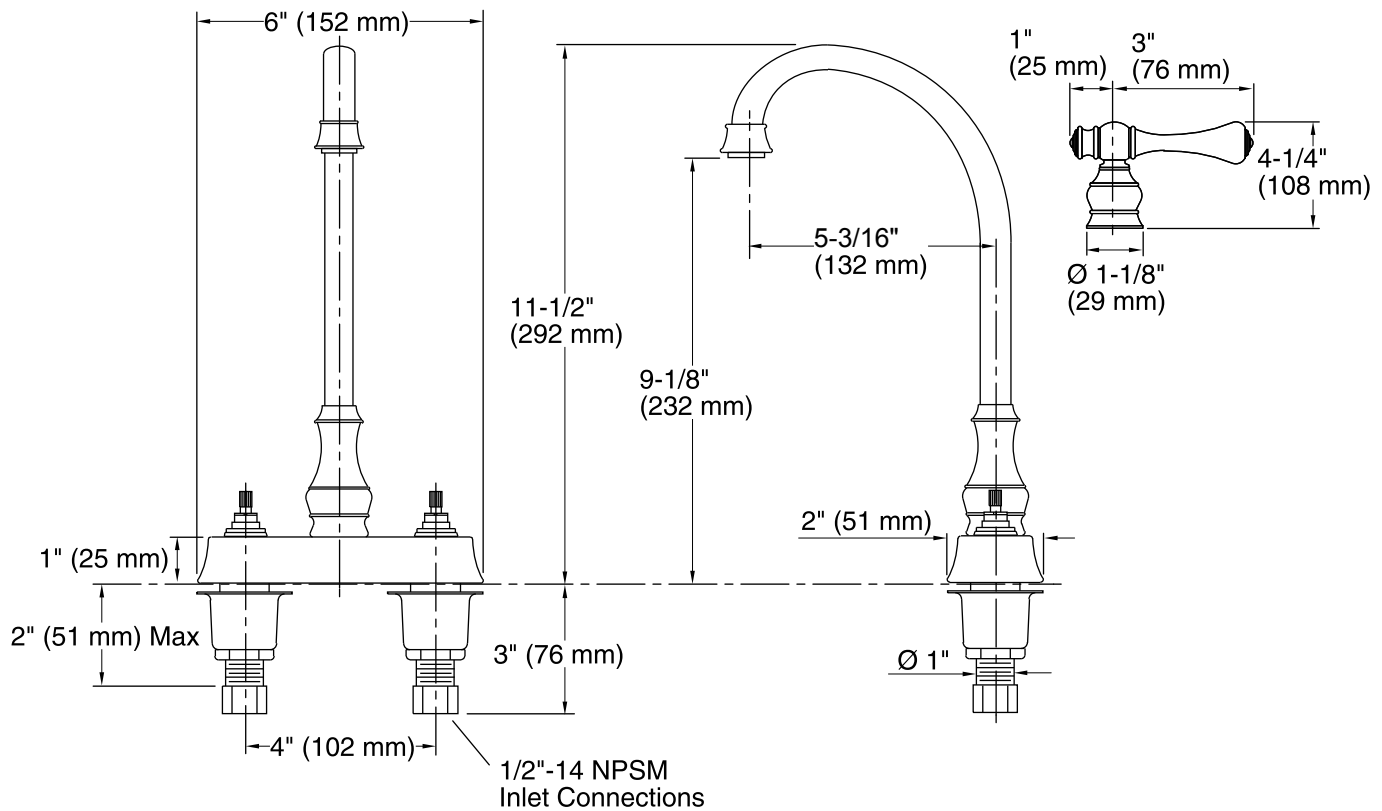
KOHLER® One-Year Limited Warranty

See website for detailed warranty information.

Available Color/Finishes

Color tiles intended for reference only.

Color	Code	Description
	CP	Polished Chrome
	PB	Vibrant® Polished Brass
	BN	Vibrant® Brushed Nickel
	BV	Vibrant® Brushed Bronze



Technical Information

All product dimensions are nominal.

Spout reach: 5-3/16" (132 mm)

Faucet:

Flow rate: 1.8 gal/min (6.8 l/min)

Pressure: 60 psi (4.1 bar)

Notes

Install this product according to the installation guide.

ADA compliant when installed to the specific requirements of these regulations.