



# Model 8000/8011 COMMERCIAL RISERPACK™

## Pre-Assembled TEST<sub>AND</sub>DRAIN® Riser

Bronze:

1¼"	1½"	2"
-----	-----	----


Sch. 40 Powder Coated:

2½"	3"	4"	6"
-----	----	----	----


The AGF Commercial RiserPACK™ Model 8000/8011 are compact pre-packaged economical riser assemblies designed for NFPA 13 wet fire sprinkler systems. Every model utilizes an appropriate sized UL Listed/FM Approved patented AGF Model 2500 or 2511 TEST<sub>AND</sub>DRAIN® valve designed to comply with NFPA 13 requirements requiring a sight glass for verification during testing through a properly sized orifice. All RiserPACKs™ are assembled with UL Listed/FM Approved AGF Model 7500 Pressure Gauge (300 PSI), Model 7600 ¼" 3-Way Globe Valve, and either a 1" NPT or Saddle Mount Water Flow Switch as required by NFPA 13. The Model 8011 includes UL Listed/FM Approved AGF Model 7000 Pressure Relief Valve (175 Rated); other ratings are available and may be substituted: 165, 185, 195, 205, 225, or 250.

- 1¼", 1½", and 2" Models are cast bronze with male threaded, grooved, or threaded x grooved ends.
- 2½", 3", 4", and 6" models are Schedule 40 steel with 3mil red powder coated finish and grooved ends
- 300 PSI rating
- Horizontal or Vertical Installation
- 1¼", 1½", and 2" models feature a 1" FNPT M2500 or M2511 with available orifice sizes of ⅜" to ⅝" (ELO)
- 2½" and 3" models feature a 1¼" FNPT M2500 or M2511 with available orifice sizes of ⅜" to ¾" (ESFR)
- 4" and 6" models feature a 2" grooved M2500 or M2511 with available orifice sizes of ⅜" to K-25

The Model 2500/2511 TEST<sub>AND</sub>DRAIN® valve offers a unique design benefit that allows system access through the valve for system integrity testing and/or installation of the optional relief valve trim kit (Model 8011) without draining the system.




**Model 8000**  
Bronze, Threaded



**Model 8011**  
Bronze, Grooved



**Model 8000**  
Bronze, Thread x Groove



**Model 8000**  
Sch. 40 Powdercoated



**Model 8011**  
Sch. 40 Powdercoated

NOTE: It is important to note that the pressure rating of the relief valve indicates an operating range of pressure for both opening and closing of the valve. Standard relief valves are required to OPEN in a range of pressure between 90% and 105% of their rating. The valves are required to CLOSE at a pressure above 80% of that rating. The relief valve should be installed where it is easily accessible for maintenance. Care should be taken that the relief valve CANNOT be isolated from the system when the system is operational. A relief valve should NEVER have a shutoff valve or a plug downstream of its outlet.

**Reliability, Versatility, Code Compatibility**

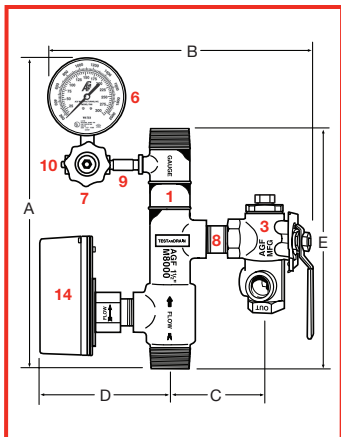


# Model 8000/8011

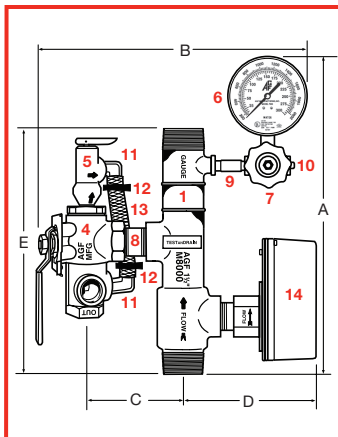
## COMMERCIAL

# RISERPACK™

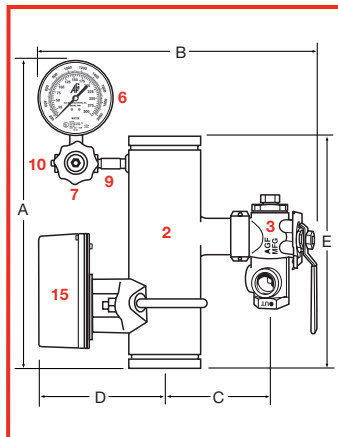
1¼"-2" Model 8000



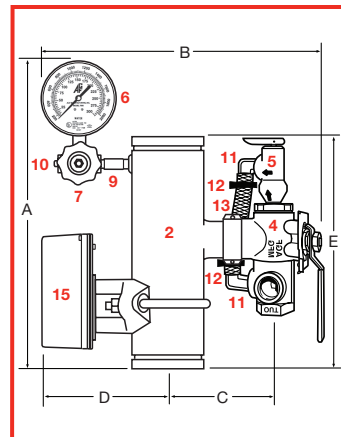
1¼"-2" Model 8011



2½"-6" Model 8000



2½"-6" Model 8011



### Dimensions

SIZE	A	B	C	D	E
1¼"	14½" (369 mm)	14" (356 mm)	4¾" (120 mm)	6½" (165 mm)	11" (279 mm)
1½"	15½" (394 mm)	14¼" (362 mm)	4¾" (120 mm)	6¾" (171 mm)	12" (305 mm)
2"	15½" (394 mm)	14¾" (374 mm)	5" (127 mm)	7" (178 mm)	12" (305 mm)
2½"	17⅞" (435 mm)	14¼" (362 mm)	5⅝" (143 mm)	6" (152 mm)	14" (356 mm)
3"	17⅞" (435 mm)	15" (381 mm)	5⅞" (149 mm)	6⅜" (162 mm)	14" (356 mm)
4" *	17⅞" (435 mm)	19" (483 mm)	8" (203 mm)	6⅞" (175 mm)	14" (356 mm)
6" *	17⅞" (435 mm)	21⅞" (537 mm)	9⅞" (232 mm)	7⅞" (200 mm)	14" (356 mm)

\*4" and 6" RISERPACKS™ feature a 2" groove x groove M2500/2511 TESTANDRAIN® valve.

Dimensions have been rounded to the nearest ¼", except "E".

Confirm that enough space is left between the RISERPACK™ and any obstructions to move handle of M2500/2511 TESTANDRAIN® valve into the "TEST" position and into the "DRAIN" position.

### Components

Item No.	Part	Qty.
1	RiserPACK - Bronze Casting	1
2	RiserPACK - Sch. 40 Powdercoated	1
3	M2500 TESTANDRAIN Valve	1
4	M2511 TESTANDRAIN Valve	1
5	M7000 Pressure Relief Valve	1
6	M7500 Pressure Gauge	1
7	M7600 ¼" 3-Way Globe Valve	1
8	Brass Nipple	1
9	Brass Nipple	1
10	¼" Brass Plug	1
11	½" Brass NPT x Barb 90° Elbow	2
12	Clamps	2
13	Nylobraid Drain Tubing	1
14	NPT Water Flow Switch	1
15	Saddle Mount Water Flow Switch	1



**USA Patent and Other Patents Pending**



**AGF Manufacturing Inc.**  
100 Quaker Lane, Malvern, PA 19355  
Phone: 610-240-4900  
Fax: 610-240-4906  
[www.testandrain.com](http://www.testandrain.com)

Job Name: \_\_\_\_\_

Architect: \_\_\_\_\_

Engineer: \_\_\_\_\_

Contractor: \_\_\_\_\_