

Features

- Metal construction.
- One-piece, self-contained ceramic disc valve allows both volume and temperature control.
- Temperature memory allows faucet to be turned on and off at any temperature setting.
- High-temperature limit setting for added safety.
- Lever handle.
- Single-hole installation.
- 360° spout rotation with 8.5" (216 mm) clearance below the spout.
- 7" (178 mm) swing spout reach.
- 2.2 gal/min (8.3 l/min) maximum flow rate [max at 60 psi (4.14 bar)].



ADA

Codes/Standards





ASME A112.18.1/CSA B125.1
NSF 61
NSF 372
DOE - Energy Policy Act 1992
ADA
ICC/ANSI A117.1
All applicable US Federal and State material regulations

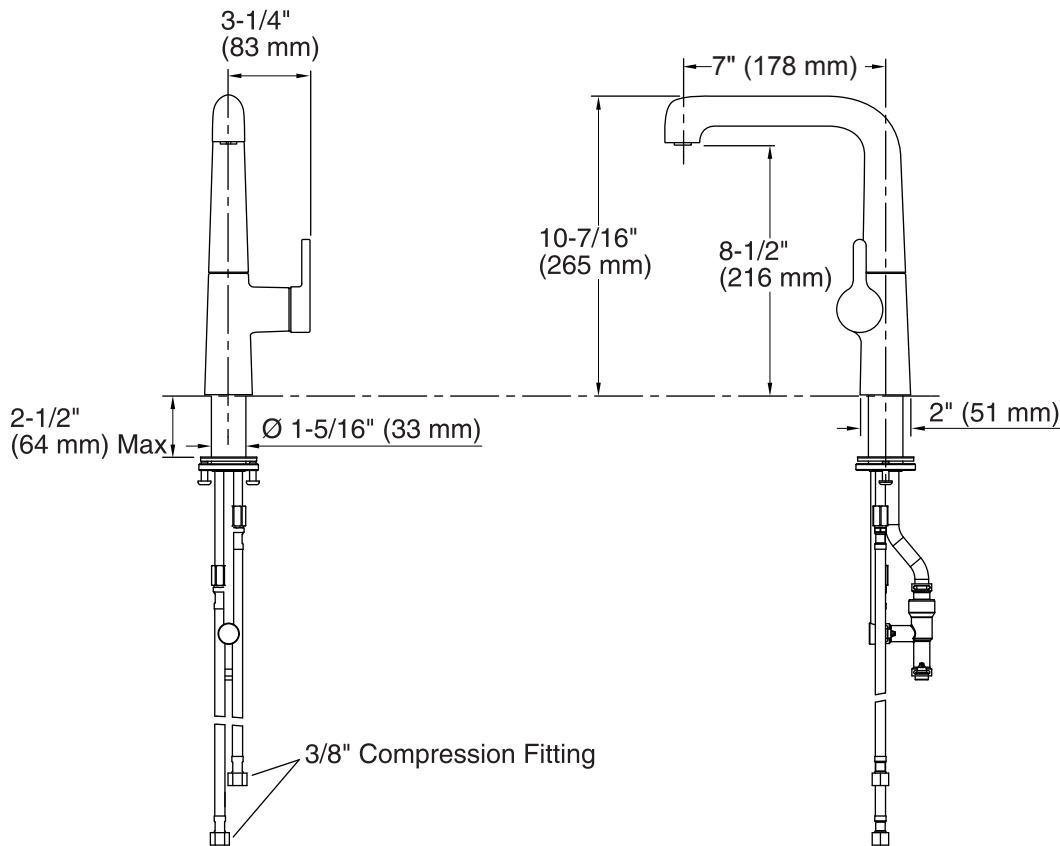
KOHLER® Faucet Lifetime Limited Warranty

See website for detailed warranty information.

Available Color/Finishes

Color tiles intended for reference only.

| Color | Code | Description |
|--|------|--------------------------|
|  | CP | Polished Chrome |
|  | SN | Vibrant® Polished Nickel |
|  | VS | Vibrant® Stainless |
|  | BL | Matte Black |
| - | - | - |
| - | - | - |



Technical Information

All product dimensions are nominal.

Spout reach: 7" (178 mm)

Faucet:

Flow rate: 2.2 gal/min (8.3 l/min)

Pressure: 60 psi (4.1 bar)

Notes

Install this product according to the installation guide.

ADA compliant when installed to the specific requirements of these regulations.