

- Elongated seat with lid and bidet functionality.
- Two separate water nozzles, one anterior and another posterior, spray the user with warm, aerated, continuously heated water.
- Warm air function for drying, with three temperature and fan-speed settings.
- Heated Quiet-Close™ Quick-Release™ seat includes three different temperature settings.
- Deodorizer helps to minimize odors.
- A sensor ensures the user is seated before functions are activated.
- Presets store the separate control settings for two users.
- Energy-save mode reduces energy consumption when the seat is not in use.
- Lighted bowl serves as a night-light.
- Remote control.
- Can only be used with the K-3825, K-3607, K-6304, or K-6300.



Codes/Standards



UL 1795

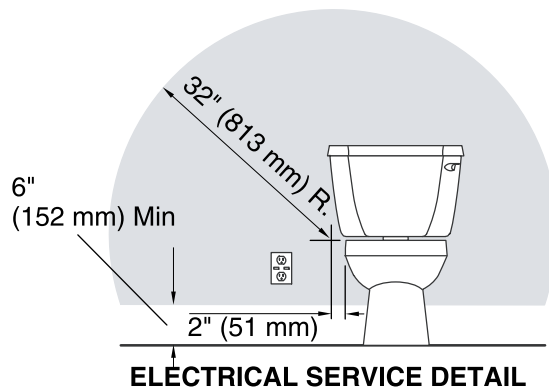
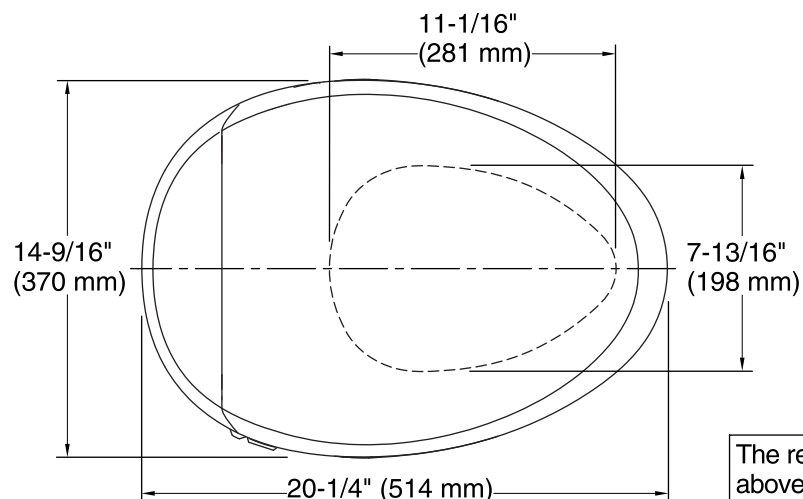
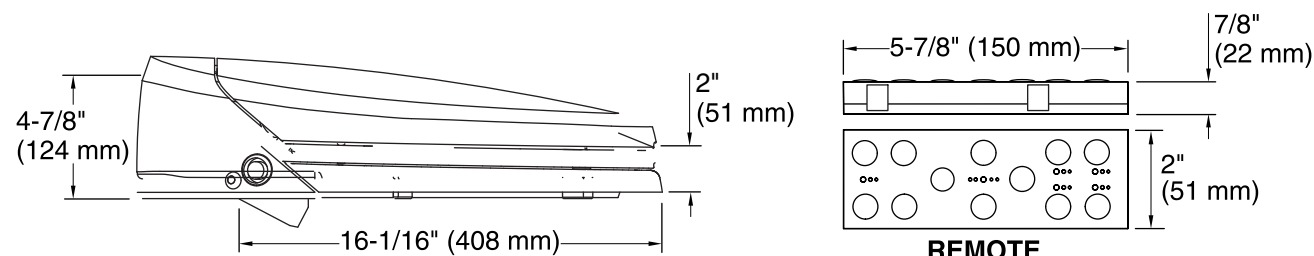
KOHLER® One-Year Limited Warranty

See website for detailed warranty information.

Available Color/Finishes

Color tiles intended for reference only.

Color	Code	Description
	0	White
	96	Biscuit



The receptacle should be located at least 6" (152 mm) above the floor line, and within a 32" (813 mm) radius measured 2" (51 mm) to the right of the toilet ledge, as shown.

Required Electrical Service

One dedicated circuit required, protected with Class A Ground-Fault Circuit-Interrupter (GFCI) or Residual Current Device (RCD).

Pump: 120 V, 15 A, 60 Hz

Technical Information

All product dimensions are nominal.

Seat shape type: Elongated

Seat front type: Closed front

Seat hinge type: Quiet-Close™, Quick-Release™

Seat-mounting holes: 5-1/2" (140 mm)

Electrical component rating: Pump: 120 V, 60 Hz, 1260 W

Power cord length: 46" (1168 mm)

Notes

Install this product according to the installation guide.