

BI-48S/S



FEATURES

Monitor and control remotely with Wi-Fi connectivity

Preserves refrigerated foods with cool, moist air and frozen foods with frigid, dry air

Fight spoilage and odors with a NASA-inspired air purification system

Locks in cold air to ensure freshness with magnetic door seals

Keeps produce fresher with high-humidity, sealed crisper and deli drawers

Controls temperature within one degree of setpoint

Filters water and ice, removing contaminants, chlorine taste, and odor

Yields ice automatically and "max ice" for additional production

Ensures excellent visibility with bright lights

Refer to freshness cards for tips on food preservation, use, and care

ACCESSORIES

48" Stainless Steel Kickplate

90° Door Stop

Air Purification Cartridge

Egg Container

Stainless Steel Pro Louvered Grille - 84"

Stainless Steel Pro Louvered Grille - 84"

Stainless Steel Pro Louvered Grille - 88"

Stainless Steel Side Panel

Water Filter

Water Filter By-Pass Plug

White Side Panel

Accessories are available through an authorized dealer.
For local dealer information, visit subzero-wolf.com/locator.



HANDLE OPTIONS

PRO



TUBULAR



PRODUCT DETAILS

REFRIGERATOR

- 1 adjustable dairy compartment
- 1 high-humidity crisper drawer with adjustable dividers
- 2 refrigerator storage drawers with adjustable dividers
- 5 glass refrigerator shelves (4 adjustable; 1 stationary)
- 5 refrigerator door bins (3 adjustable; 2 stationary)
- LED refrigerator and freezer lights

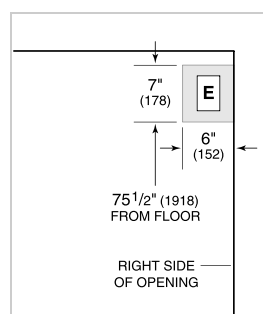
FREEZER

- 5 adjustable freezer door bins
- 4 wire freezer shelves (3 adjustable; 1 stationary)
- 3 freezer storage drawers

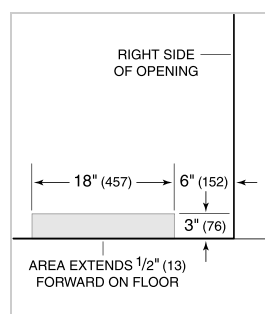
PRODUCT SPECIFICATIONS

Model	BI-48S/S
Dimensions	48"W x 84"H x 24"D
Door Clearance	30"
Weight	630 lbs
Refrigerator Capacity	19.1 cu. ft.
Freezer Capacity	9.8 cu. ft.
Electrical Supply	115 VAC, 60 Hz
Electrical Service	15 amp dedicated circuit
Receptacle	3-prong grounding-type

ELECTRICAL



PLUMBING



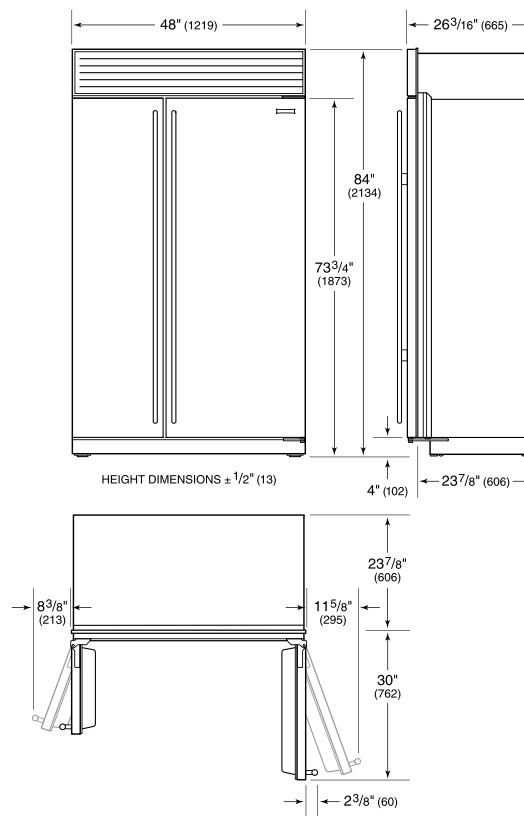
NOTE: Dimensions in parenthesis are in millimeters unless otherwise specified

INTERIOR VIEW

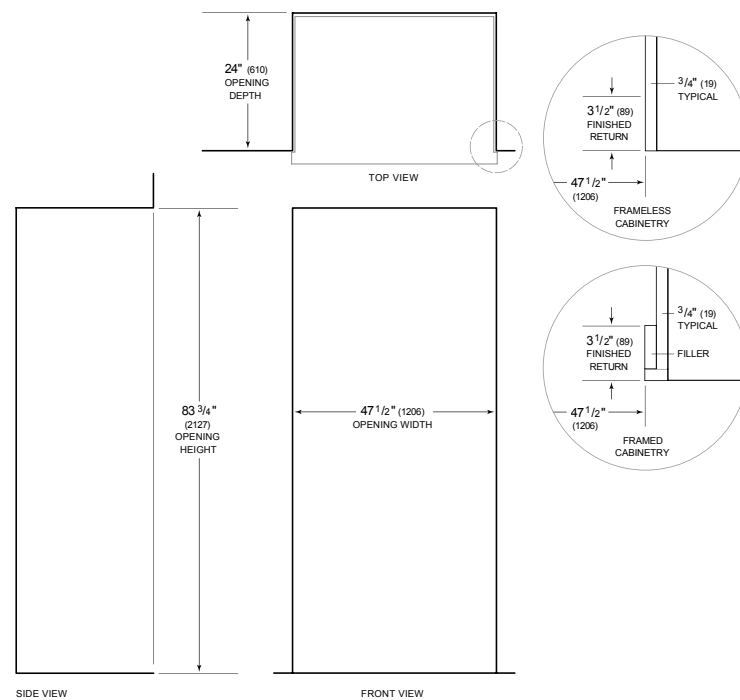


This illustration is intended for interior reference only and may not represent the exterior of the model being specified.

DIMENSIONS



STANDARD INSTALLATION



NOTE: 3 1/2" (89) finished returns will be visible and should be finished to match cabinetry. Shaded line represents profile of unit.