

BI-42SD/S



## FEATURES

Monitor and control remotely with Wi-Fi connectivity

Preserves refrigerated foods with cool, moist air and frozen foods with frigid, dry air

Fight spoilage and odors with a NASA-inspired air purification system

Locks in cold air to ensure freshness with magnetic door seals

Keeps produce fresher with high-humidity, sealed crisper and deli drawers

Controls temperature within one degree of setpoint

Filters water and ice, removing contaminants, chlorine taste, and odor

Delivers fresh, filtered water through an external dispenser designed to blend in with the look of the door panel

Yields ice automatically and "max ice" for additional production

Ensures excellent visibility with bright lights

Refer to freshness cards for tips on food preservation, use, and care

## ACCESSORIES

42" Stainless Steel Kickplate

90° Door Stop

Air Purification Cartridge

Egg Container

Stainless Steel Pro Louvered Grille - 83"

Stainless Steel Pro Louvered Grille - 88"

Stainless Steel Side Panel

Water Filter

Water Filter By-Pass Plug

White Side Panel

Accessories are available through an authorized dealer.  
For local dealer information, visit [subzero-wolf.com/locator](http://subzero-wolf.com/locator).



## HANDLE OPTIONS

PRO



TUBULAR



## PRODUCT DETAILS

### REFRIGERATOR

- LED refrigerator and freezer lights
- 5 glass refrigerator shelves (4 adjustable; 1 stationary)
- 5 refrigerator door bins (3 adjustable; 2 stationary)
- 2 refrigerator storage drawers with adjustable dividers
- 1 high-humidity crisper drawer with adjustable dividers
- 1 adjustable dairy compartment

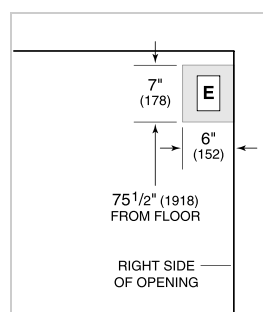
### FREEZER

- 5 adjustable freezer door bins
- 4 wire freezer shelves (3 adjustable; 1 stationary)
- 3 freezer storage drawers

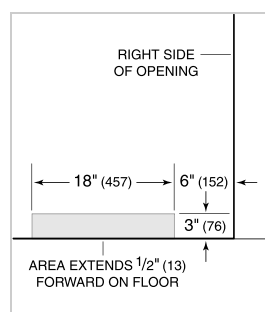
## PRODUCT SPECIFICATIONS

|                       |                          |
|-----------------------|--------------------------|
| Model                 | BI-42SD/S                |
| Dimensions            | 42"W x 84"H x 24"D       |
| Door Clearance        | 26 1/4"                  |
| Weight                | 608 lbs                  |
| Refrigerator Capacity | 16 cu. ft.               |
| Freezer Capacity      | 7.9 cu. ft.              |
| Electrical Supply     | 115 VAC, 60 Hz           |
| Electrical Service    | 15 amp dedicated circuit |
| Receptacle            | 3-prong grounding-type   |

## ELECTRICAL




## PLUMBING



**PANEL SPECIFICATIONS** For complete panels specifications including width/height, weight requirements, thickness requirements and offset details visit [subzero-wolf.com/builtinconfigurator](http://subzero-wolf.com/builtinconfigurator).

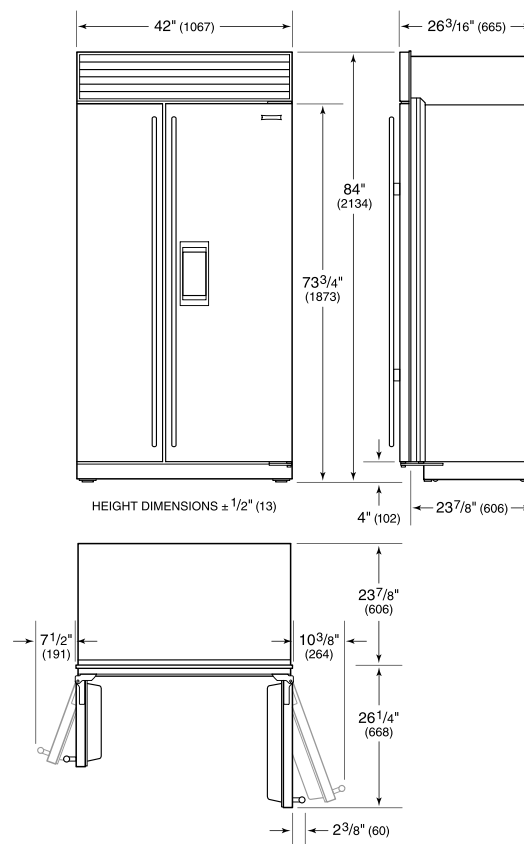
**NOTE:** Dimensions in parenthesis are in millimeters unless otherwise specified

## INTERIOR VIEW

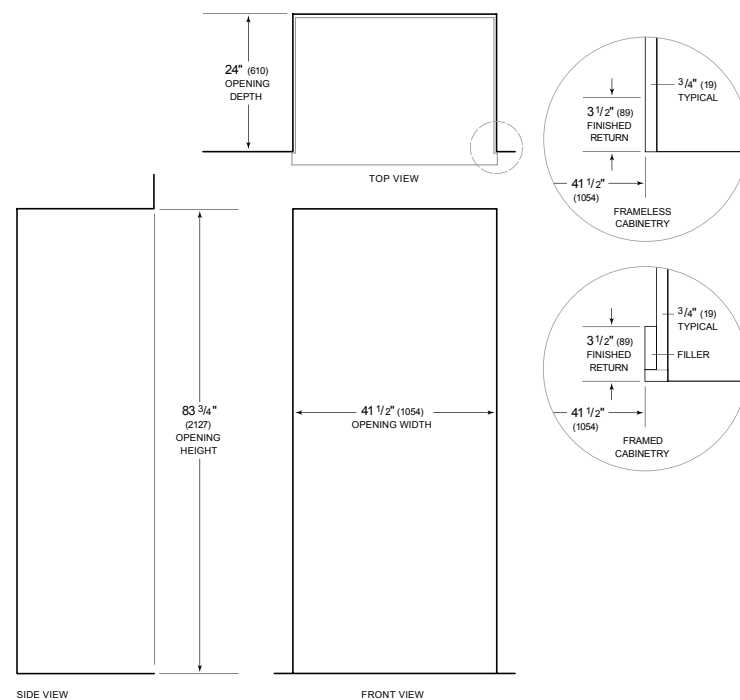


This illustration is intended for interior reference only and may not represent the exterior of the model being specified.

## DIMENSIONS



## STANDARD INSTALLATION



**NOTE:** 3 1/2" (89) finished returns will be visible and should be finished to match cabinetry  
Shaded line represents profile of unit.