



Aliento®

5.5' Bath

K-1805



Features

- Center drain.
- Slotted overflow for deep soaking.
- Integral lumbar support.
- 65-13/16" (1672 mm) x 36" (914 mm) x 25-3/16" (640mm)

Material

- Lithocast®

Installation

- Freestanding

Recommended Accessories

K- 923 Bath Filler



Codes/Standards

ASME A112.18.2/CSA B125.2

CSA B45.5/IAPMO Z124

ASTM E162

ASTM E662


Greenguard UL 2818 - Gold

KOHLER® One-Year Limited Warranty

See website for detailed warranty information.

Available Color/Finishes

Color tiles intended for reference only.

Color	Code	Description
	HW1	Honed White

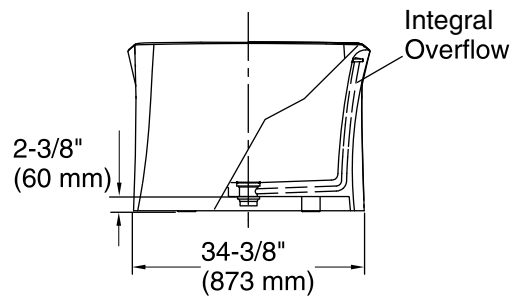
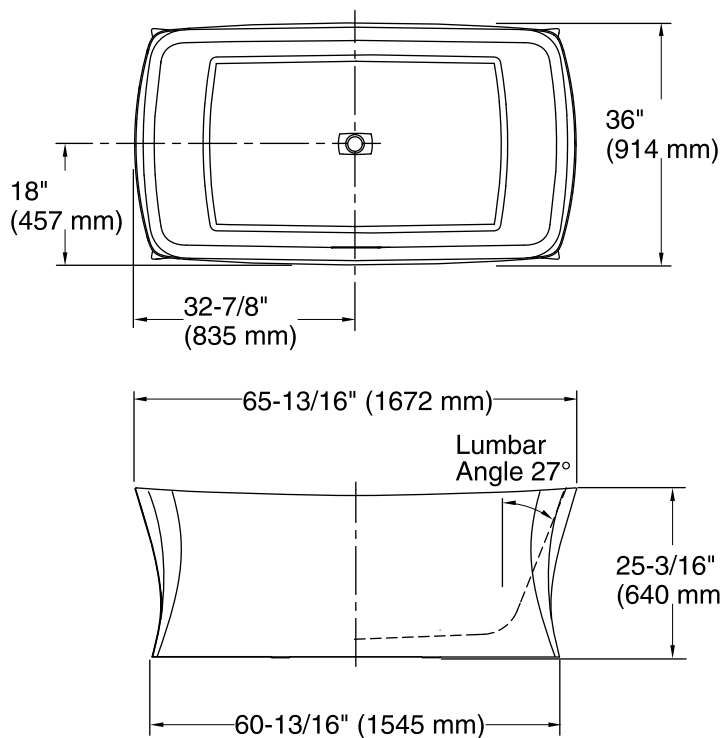
USA/Canada: 1-800-4KOHLER (1-800-456-4537)

Kohler Co. reserves the right to make revisions without notice to product specifications.

For the most current Specification Sheet, go to www.kohler.com.

3-28-2016 03:49

THE BOLD LOOK
OF **KOHLER®**



Technical Information

All product dimensions are nominal.

Installation:	Freestanding
Drain location:	Center
Basin area, bottom:	45-1/2" x 26" (1156 mm x 660 mm)
Basin area, top:	63-1/4" x 30-3/16" (1607 mm x 767 mm)
Weight:	524 lbs (237.7 kg)
Minimum floor load:	91.7 lbs/ft ² (447.7 kg/m ²)
Water depth:	18-1/2" (470 mm)
Water capacity:	115 gal (435.3 L)

Notes

Measure your actual product for rough-in details.

Install this product according to the installation instructions.

The hot water supply should be 70% of the capacity of the bath or greater. Installations will vary.