



Bardon™ 1/8th GPF High Efficiency Urinal (HEU) K-4904-ET

Features

- Vitreous china.
- Washout flushing action.
- 3/4" top spud.
- 14-1/8" (359 mm) extended rim.
- 0.125 gpf (0.47 lpf) to 1.0 gpf (3.8 lpf).
- WaterSense® compliant when used with WaterSense flushometer.
- Will replace K-4960-ET urinal.
- 26-7/8" (683 mm) x 18" (457 mm) x 14-1/8" (359 mm)

Recommended Accessories

K-10668
K-10949 Exposed Flushometer
K-13520
K-10675
K-10958
K-13519
K-10676
K-10960
K-13518

Components

Additional included component/s: 3/4" inlet spud, 2" outlet spud, Strainer, and Hangers (2).



For complete listing of available colors, go to kohler.com.



ADA

Codes/Standards

ASME A112.19.2/CSA B45.1
ADA
ICC/ANSI A117.1
EPA WaterSense®
TAS

KOHLER® One-Year Limited Warranty

See website for detailed warranty information.

Product Specification

Urinal shall be 14-1/8" (359 mm) in length, 18" (457 mm) in width, and 26-7/8" (683 mm) in height. Urinal shall be made of vitreous china. Urinal shall have washout flushing action. Urinal shall have 3/4" top spud. Urinal shall use 0.125 gpf (0.47 lpf) to 1.0 gpf (3.8 lpf). Urinal shall be wall-mount. Urinal shall be KOHLER Model K-4904-ET.



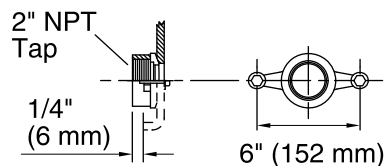
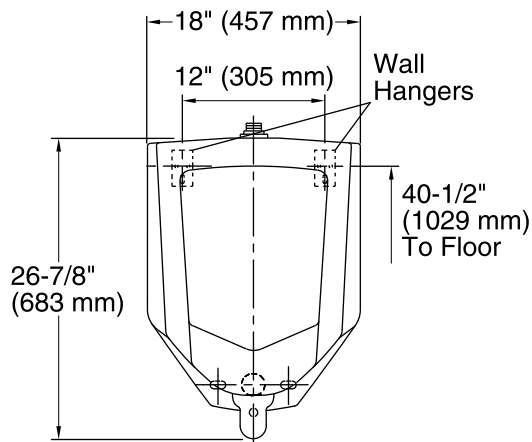
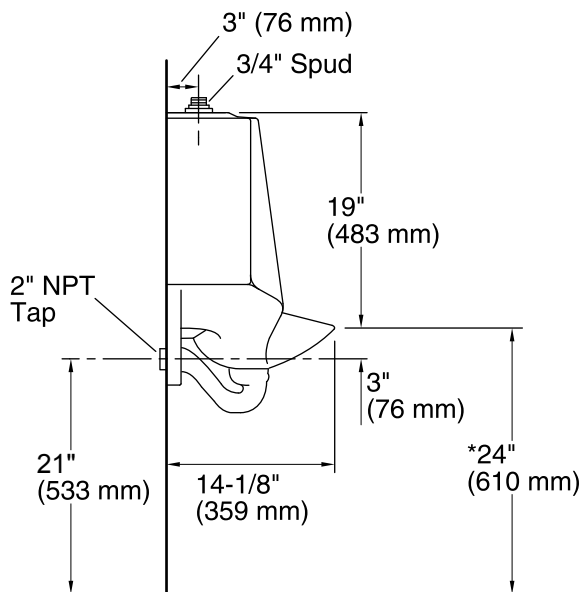
Bardon™ 1/8th GPF

High Efficiency Urinal (HEU)

K-4904-ET

*Urinal complies with ADA requirements when rim is mounted no higher than 17" (432 mm) from finished floor.

*Urinal complies with CSA B651 when rim is mounted no higher than 16-7/8" (430 mm) from finished floor.



Spud Detail

Technical Information

All measurements are nominal.

Spud: 3/4"

Installation Notes

Install this product according to the installation guide.

ADA, TAS compliant when installed to the specific requirements of these regulations.