

2 PC FULL PORT* 600 WOG

Features:

- Threaded Connection
- 600 WOG
- 150 WSP
- Full Port *
- PTFE Seats
- Meets MSS SP-110 Standards
- UL Approved (Up to 2")
- FM & CSA Approved (1/2" to 2" only)
- Blow-out Proof Stem
- Adjustable Packing
- Stocked Configurations:
 - Standard Lever (1/4" to 4")
 - Oval Handle (1/4" to 1")
 - Tee Handle (1/2" to 1")
- Optional Lock Lever Kit
- Optional Stem Extension Kit
- Optional Tee Handle Kit
- Optional Oval Handle Kit
- Optional Memory Stop Kit

* 4" Valve is Standard Port



Standard Lever (1/4" ~ 4")



Accessories

Replacement Handles

Tee Handle Kits

Locking Handle Kits

Stem Extension Kits


Oval Handle Kits

Memory Stops

NOT FOR USE AT OR BELOW GROUND LEVEL

Figure Number Matrix

FNW 410A		Handle	Size
HANDLE CODE		SIZE CODE	
Standard Handle = Blank	1/4 = B	1-1/2 = J	
Oval Handle (1/4"~1") = O	3/8 = C	2 = K	
Tee Handle (1/2"~1") = T	1/2 = D	2-1/2 = L	
	3/4 = F	3 = M	
	1 = G	4 = P	
	1-1/4 = H		



Additional Stocked Configurations

Tee Handle (1/2"~1")

Oval Handle (1/4"~1")

Kit Codes (Order Separately)

FNW 410A		Kit	Size
KIT TYPE		SIZE CODE	
Replacement Handle = BRYLWH	1/4" ~ 1/2"	BD	
Locking Lever = LHK	3/4" ~ 1"	FG	
Stem Extension = SE	1-1/4" ~ 1-1/2"	HJ	
Tee Handle* = THK	* 2" ~ 4"	KP	
Oval Handle* = OHK			
Memory Stop = MSK			

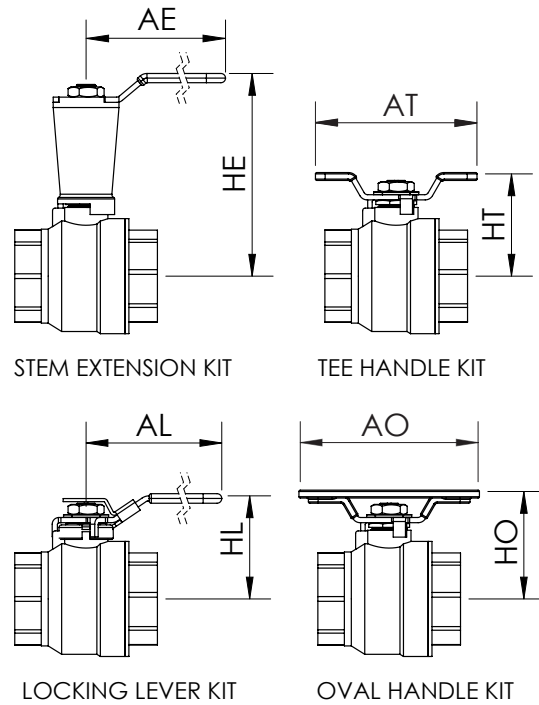
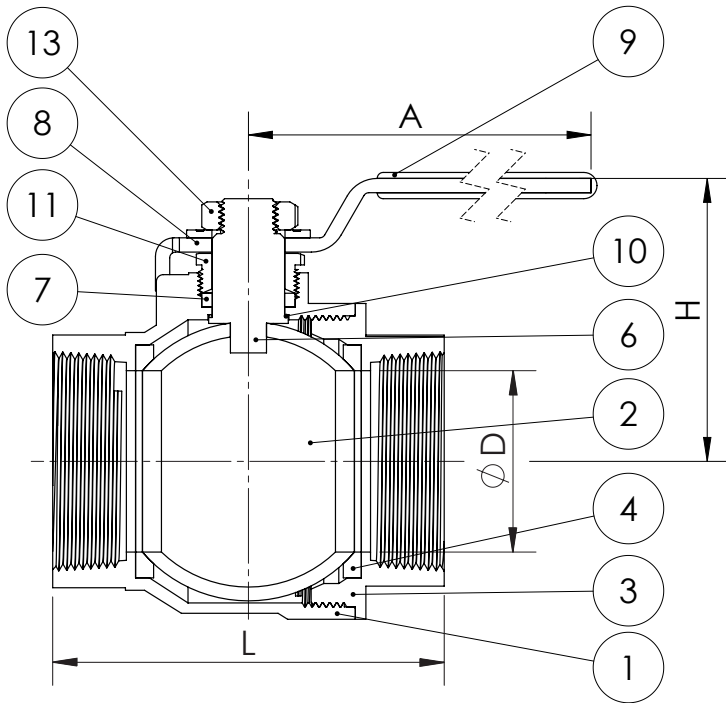
* NOTE: Due to the higher torque requirements of larger valves, use of Tee and Oval handles on valves larger than 1-1/2" can be difficult to operate.



Gas Approvals

- CSA Class 3371-08, ANSI Z21.15/CSA9.1, 1/2 PSIG, -40°F - 125°F
- CSA Class 3371-10, CGA 3.16, 125 PSIG, -40°F - 149°F
- CSA Class 3371-12, CGA CR91-002, 5 PSIG, -40°F - 125°F
- CSA Class 3371-88, ANSI Z21.15/CSA9.1, 1/2 PSIG, -40°F - 125°F
- CSA Class 3371-92, ASME B16.44, 5 PSIG, -40°F - 125°F
- CSA Class 3371-94, ASME B16.33, 125 PSIG, -20°F - 150°F
- UL Class YRBX, ANSI/UL-842, 600 PSIG, -20°F - 125°F
- UL Class YSDT, ANSI/UL-125, 250 PSIG, -40°F - 130°F

2 PC FULL PORT* 600 WOG



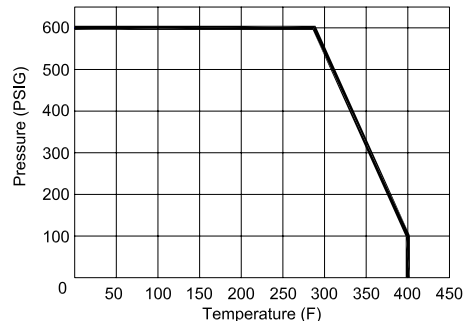
Dimensions (inches) & Weights

SIZE	ØD	A	L	H	Wt. (Lbs)
1/4	0.35	3.10	1.69	1.35	0.28
3/8	0.39	3.10	1.80	1.40	0.30
1/2	0.50	3.10	2.12	1.50	0.40
3/4	0.75	4.32	2.45	1.85	0.74
1	0.98	4.32	2.98	2.01	1.03
1-1/4	1.26	5.11	3.35	2.32	1.61
1-1/2	1.50	5.11	3.60	2.55	2.11
2	1.97	7.80	4.23	3.07	3.83
2-1/2	2.48	7.80	5.15	3.48	6.48
3	2.95	7.80	5.91	3.89	9.18
4	2.95	7.80	6.26	3.92	11.65

Standard Materials

Ref. No.	Description	Material	Qty	Remarks
1	Body	ASTM B124-C37700 Brass	1	1/4" to 1-1/2" 2" to 4"
		ASTM B584-C85700 Brass		
2	Ball	ASTM B16-C36000 Brass (Chrome Plated)	1	1/4" to 3/4" (Solid)
		ASTM B124-C37700 Brass (Chrome Plated)		1" to 4" (Shell)
3	End Cap	ASTM B124-C37700 Brass	1	
4	Seat	PTFE	2	
6	Stem	ASTM B16-C36000	1	
7	Stem Packing	PTFE	1	
8	Handle	ASTM A283-D Steel	1	Zinc Plated
9	Handle Sleeve	Vinyl	1	
10	Thrust Washer	PTFE	1	2" to 4"
11	Packing Gland	ASTM B16-C36000	1	
13	Handle Nut	AISI-1010 Steel	1	Zinc Plated

SIZE	AL	HL	AO	HO	AT	HT	AE	HE
1/4	3.06	1.65	2.80	1.44	2.70	1.34	2.95	4.27
3/8	3.06	1.72	2.80	1.46	2.70	1.36	2.95	4.30
1/2	3.06	1.72	2.80	1.52	2.70	1.43	2.95	4.35
3/4	4.32	2.17	3.60	1.91	3.40	1.78	3.95	4.80
1	4.32	2.37	3.60	2.06	3.40	1.93	3.95	4.93
1-1/4	5.09	2.81	4.39	2.32	4.03	2.18	4.92	5.28
1-1/2	5.09	2.98	4.39	2.54	4.03	2.40	4.92	5.45
2	7.75	3.67	5.38	3.14	4.85	3.08	8.00	6.02
2-1/2	7.75	4.13	5.38	3.55	4.85	3.46	8.00	6.41
3	7.75	4.58	5.38	3.91	4.85	3.82	8.00	6.81
4	7.75	4.62	5.38	3.91	4.85	3.90	8.00	6.97



DOC: FNW410A11 Ver. 2/2014

© 2014 - FNW. All rights reserved.

The FNW logo is a trademark of Ferguson Enterprises, Inc., PL Sourcing, PO Box 2778, Newport News, VA 23609

The contents of this publication are presented for information purposes only, and while effort has been made to ensure their accuracy, they are not to be construed as warranties or guarantees, expressed or implied, regarding the products or services described herein or their use or applicability. All sales are governed by our terms and conditions, which are available on request. We reserve the right to modify or improve the designs or specifications of our products at any time without notice. Always verify that you have the most recent product specifications or other documentation prior to the installation of these products.