

Features

- Katalyst® Spray Technology with air induction ball joint (patent pending).
- Optimized sprayface for maximum performance.
- Single-function showerhead with 48 nozzle 5-1/2" (140 mm) diameter sprayface.
- Complements Purist® Suite.
- MasterClean™ spray nozzles to prohibit mineral build-up for easy cleaning.
- 1/2" - 14 NPT connection.
- Showerarm and flange not included.
- 2.0 gal/min (7.6 l/min) maximum flow rate.

Recommended Accessories

K-7397



Codes/Standards




ASME A112.18.1/CSA B125.1
DOE - Energy Policy Act 1992
EPA WaterSense®

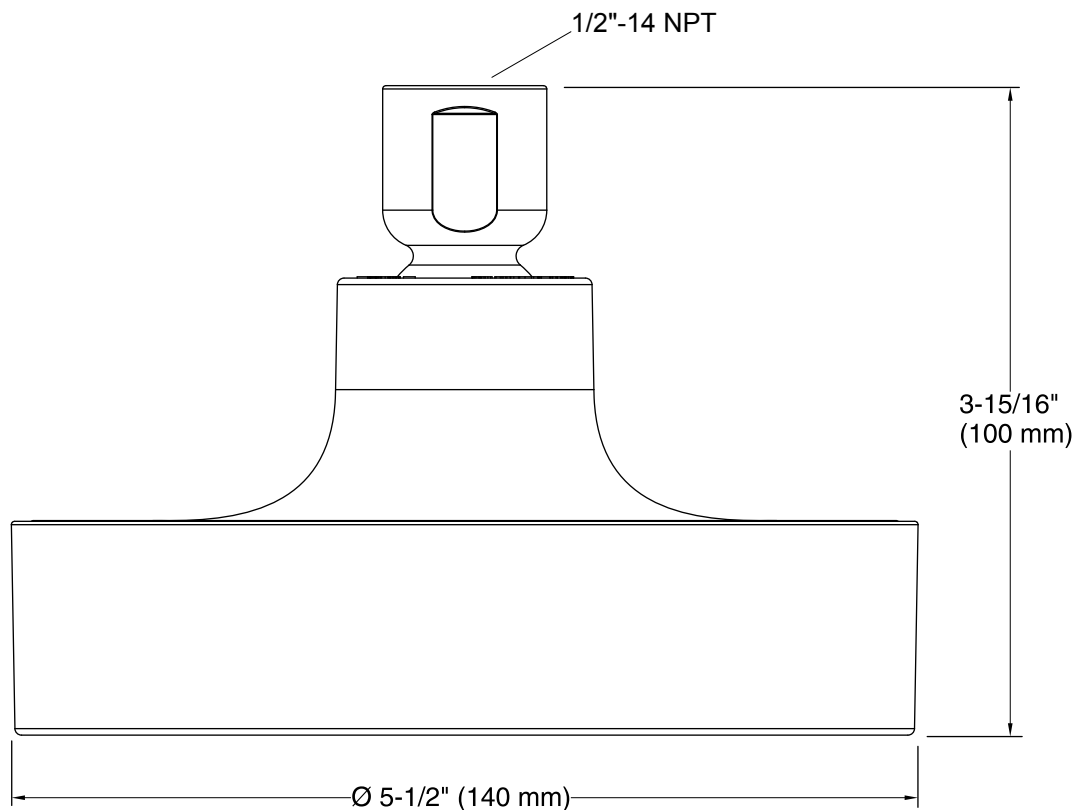
KOHLER® Faucet Lifetime Limited Warranty

See website for detailed warranty information.

Available Color/Finishes

Color tiles intended for reference only.

Color	Code	Description
	CP	Polished Chrome
	BN	Vibrant® Brushed Nickel
	BV	Vibrant® Brushed Bronze



Technical Information

All product dimensions are nominal.

Showerhead:

Rated maximum flow: 2 gal/min (7.6 l/min)

Pressure: 80 psi (5.5 bar)

Notes

For use with automatic compensating valves rated at 1.7 gal/min (6.4 l/min) or less.

Install this product according to the installation guide.