



Memoirs®

Comfort Height® Toilet

K-3812-RA

Features

- Vitreous china.
- Elongated bowl.
- AquaPiston® flushing system.
- One-piece.
- Includes seat and cover.
- Includes trip lever.
- Less supply.
- 1.28 gpf (4.8 lpf).
- 12" (305 mm) rough-in.
- 2-1/8" (54 mm) glazed trapway.
- 11" (279 mm) x 8-3/4" (222 mm) water area.
- 28-1/8" (714 mm) x 17-3/4" (451 mm) x 28-5/8" (727 mm).

Recommended Accessories

- K- 7637 Angle Supply with Stop (single)
- K- 9167-R Trip Lever

Optional Accessories

- K- 4650 Toilet Seat

Components

Product includes:

- K- 4733 Toilet Seat
- Additional included component/s: Tank cover, Trip lever, Bolt cap accessory pack, and Tank accessory pack.



ADA

CSA B651

OBC

Codes/Standards




ASME A112.19.2/CSA B45.1
DOE - Energy Policy Act 1992
EPA WaterSense®
ADA
ICC/ANSI A117.1
CSA B651
OBC

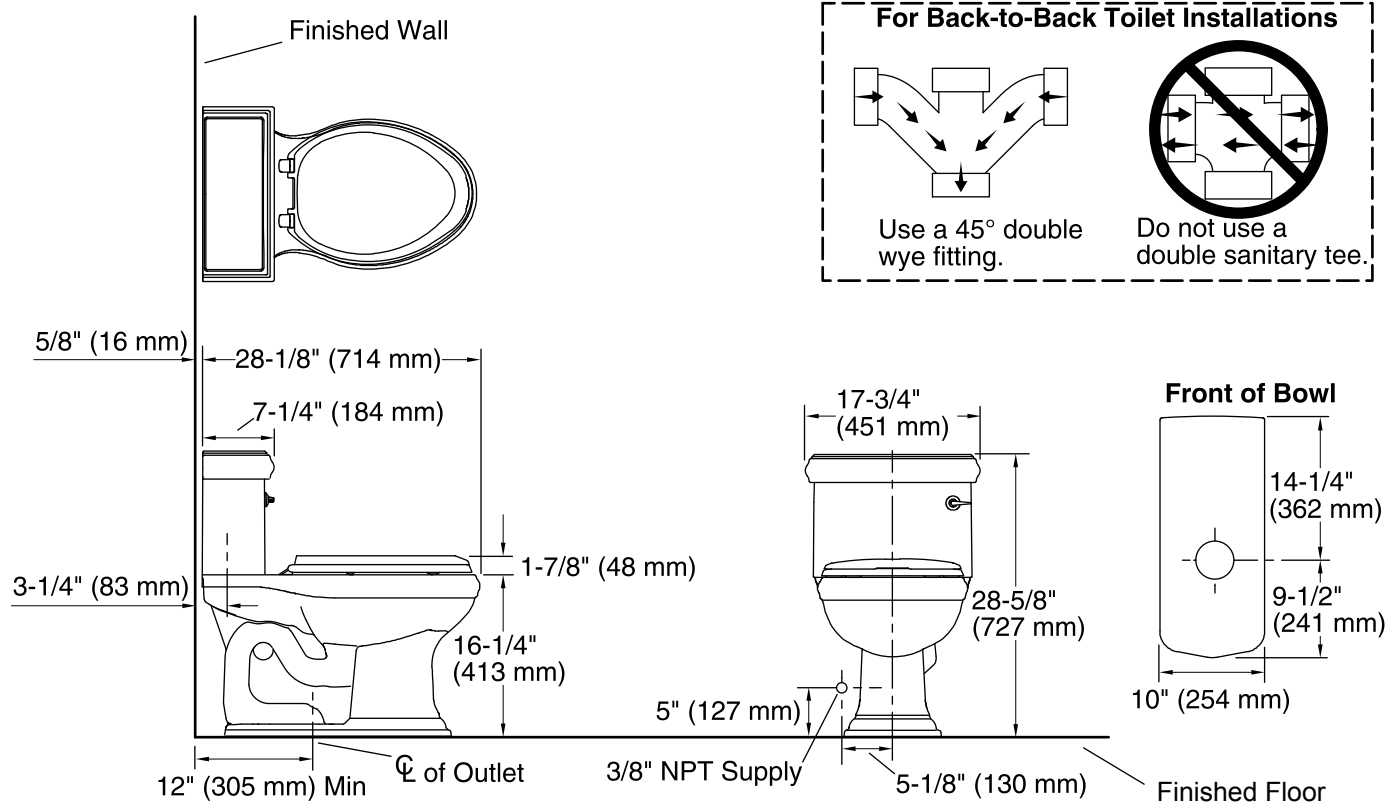
KOHLER® One-Year Limited Warranty

See website for detailed warranty information.

Available Color/Finishes

Color tiles intended for reference only.

Color	Code	Description
	0	White
	96	Biscuit
	47	Almond



Technical Information

All product dimensions are nominal.

Toilet type:	One-piece
Bowl shape:	Elongated front
Flush type:	AquaPiston
Seat hinge type:	Quiet-Close™, Quick-Release™
Trap passageway:	2-1/8" (54 mm)
Water Consumption	
Full:	1.28 gpf (4.8 lpf)
Water surface size:	11" x 8-3/4" (279 mm x 222 mm)
Rim to water surface:	6" (152 mm)
Rough-in:	12" (305 mm)
Seat-mounting holes:	5-1/2" (140 mm)

Notes

Install this product according to the installation guide.

For back-to-back toilet installations: Use only a 45° double wye fitting.

ADA, OBC, CSA B651 compliant when installed to the specific requirements of these regulations.

The Model Plumbing Codes require the installation of elongated open-front toilet seats on public bathrooms.