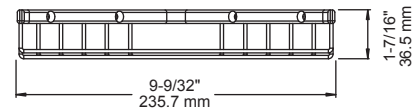
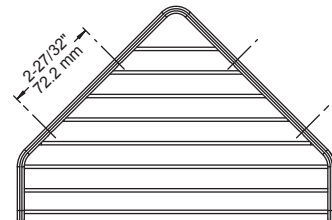
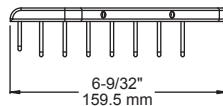



## Guest Room Accessories

## LARGE CORNER CADDY



**MATERIALS:** Holder - Stainless Steel

**INSTALLATION:** Position corner caddy on wall at desired location and mark hole locations with nail or punch. Mount holder with 4 - #8 x 1-1/4" round head zinc plated steel screws provided.

**OPTIONAL FASTENER INFORMATION:**  
Wood blocking is preferable behind all wall surfaces. If wood blocking is not available, the following fasteners are suggested: Tile/Masonry - Plastic or Lead Anchors, Plaster/Drywall - Toggle Bolts.

**SPECIFICATION:** Surface mounted large corner caddy shall be model \_\_\_\_\_  
(fill in model number) by Liberty Hardware Manufacturing Corporation.

**FranklinBrass®**  
A Liberty Hardware Brand