

Submitted Model No.: \_\_\_\_\_

Specific Features: \_\_\_\_\_



see what Delta can do™

## CLASSIC BASIC SHOWERHEAD

### STANDARD SPECIFICATIONS

- One to four spray settings
- 3" spray face diameter: 52675, 52665
- 2 5/8" spray face diameter: 52671
- 2 1/2" spray face diameter: 52400
- Maximum 2.5 gpm at 80 psi, 9.5 L/min @ 550 kPa
- Maximum 1.75 gpm at 80 psi, 6.6 L/min @ 550 kPa

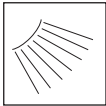
### WARRANTY

- Lifetime limited warranty on parts (other than electronic parts and batteries) and finishes; or, for commercial users, for 5 years from date of purchase.
- 5 year limited warranty on electronic parts (other than batteries); or, for commercial users, for 1 year from the date of purchase. No warranty is provided on batteries.

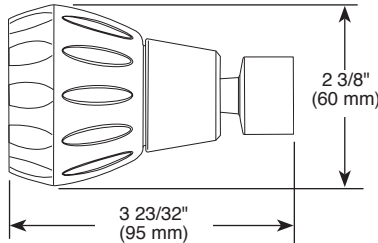
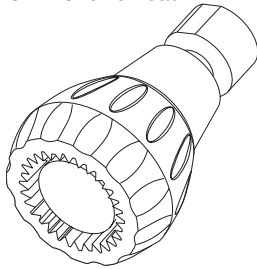
### COMPLIES WITH:

- ASME A112.18.1 / CSA B125.1
- EPA WaterSense®

#### 52400-WH 2.5 GPM Showerhead



Full Body Spray

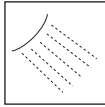


#### 52665-▲PK 2.5 GPM Showerhead

#### 52665-▲18-PK 1.75 GPM Showerhead



Full Body Spray



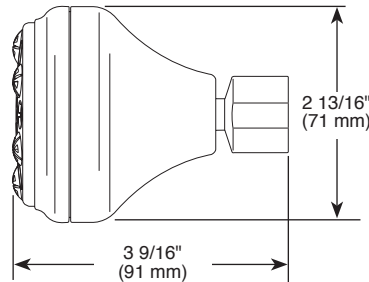
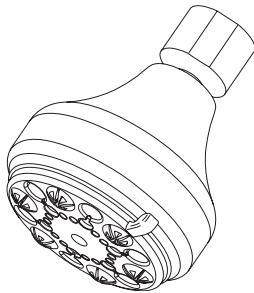
Massaging Spray



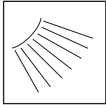
Crossing Full Spray



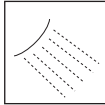
Crossing Full Spray w/Massage



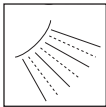
#### 52671-WC18-BG 1.75 GPM Showerhead



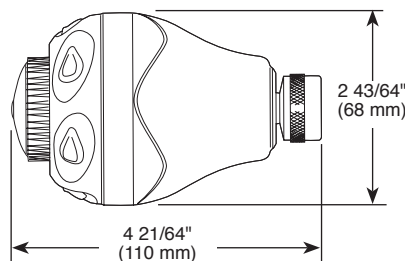
Full Body Spray



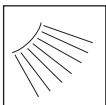
Massaging Spray



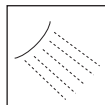
Full Spray w/Massage



#### 52675-PK 2.5 GPM Showerhead



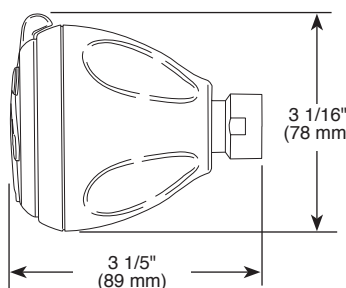
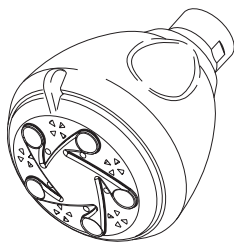
Full Body Spray



Massaging Spray



Crossing Full Spray



#### ▲ Designate proper finish suffix

Delta reserves the right (1) to make changes in specifications and materials, and (2) to change or discontinue models, both without notice or obligation. Dimensions are for reference only. See current full-line price book or [www.deltafaucet.com](http://www.deltafaucet.com) for finish options and product availability.

DSP-B-52400-WH Rev. C



55 E. 111th Street, Indianapolis, Indiana 46280  
350 South Edgeware Road, St. Thomas, ON N5P 4L1  
© 2017 Masco Corporation of Indiana