

ALYDAR I – BUILDERS' CHOICE

inches (mm)

60 x 42 x 23 7/8 (1525 x 1065 x 605) • Fax on Demand #5042

SOAKER MODEL #5660620

WHIRLPOOL MODEL #5660621



AQUATIC ADVANTAGE

- National distribution
- 6 manufacturing facilities
- Private fleet
- Centralized customer service
- Field support
- 24-hour fax-on-demand

COLOR & TRIM OPTIONS

Stock

Almond (C)
Bone (C)
Linen/Biscuit (C)
Sterling Silver (C)
White (C)

C = Color Matched Trim

FEATURES

- 8 hydrotherapy jets
- .75 hp pump
- Advanced safety suction system
- Bath-side on/off button
- Sculpted armrests
- Slip-resistant floor
- Universal drain
- Lucite cast acrylic surface
- Limited 10-year warranty

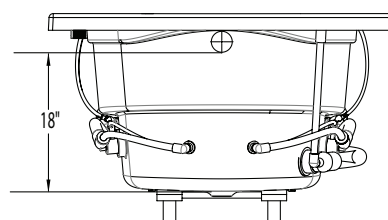
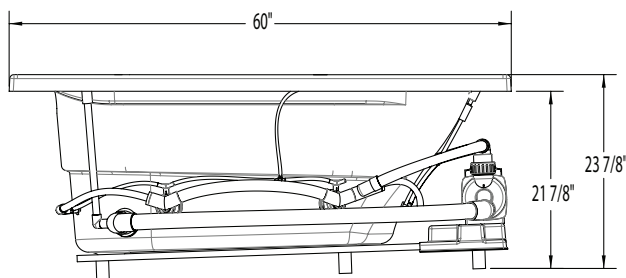
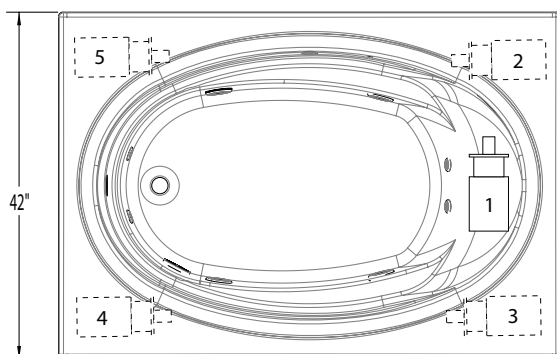
OPTIONS

- Comfort pillow:
Biscuit, Black, White
- 1.5kW inline maintenance heater
- Cable drive waste & overflow:
Chrome, Oil Rubbed Bronze,
Polished Brass, Brushed Nickel,
Color Matched (Biscuit,
Bone, White)
- Lift & turn waste & overflow:
Chrome, Oil Rubbed Bronze,
Polished Brass, Brushed Nickel
- Tile flange
- Optional pump location
- Acrylic skirt: Color Matched



ALYDAR I

60 x 42 x 23 7/8" (1525 x 1065 x 605)
inches (mm)



FEATURES lbs (kg) Dimensional Tolerance $\pm 3/8"$. Dimensions needed for site preparation should be measured from the unit. Aquatic assumes no responsibility for preparatory work.

Type and Model #	Material	Jets	Pump	Heater	Controls	Drain	Pkg. Wt.
Soaker #5660620	Acrylic	0	–	–	–	Universal	112 (51)
Whirlpool #5660621	Acrylic	8	0.75 HP	1.5 kW inline (optional)	Pneumatic	Universal	162 (73)

DIMENSIONS inches (mm)

Width Overall / Net	Depth Overall / Net	Height Overall / Net	Skirt Height
60 (1525)	42 (1065)	23 7/8 (605)	–

SUMP DATA inches (mm)

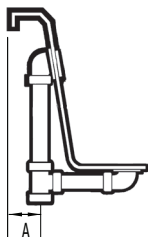
Capacity to Overflow gal (litr)	Min. Operating Capacity gal (litr)
57 (216)	44 (167)

PLUMBING DIMENSIONS inches (mm)

A	Drain to Overflow	Drain Diameter / Clearance
2 (50)	18 (455)	2 (50) / 3/4 (20)

ELECTRICAL DATA

Component	Specification	Requirement
Pump	.75 HP; 5 AMP; 120 V	15 AMP; 120V, separate circuit; Class A GFCI



NOTES:

1) Where applicable, utilize cut-out templates packed with unit for deck cutouts.

2) 16 x 20 (405 x 510) minimum access required at pump/blower location(s).