

- SPECIFICATIONS (GB-25)
1. 3" inlet/outlets Sch. 40. (No-Hub)
 2. Max flow rate: 25 GPM
 3. Liquid capacity: 22 Gallons
 4. Max grease capacity: 75 lbs. (10.4 Gallons)
 5. Max solids/sediment capacity: 6.4 Gallons
 6. Unit weight w/std. covers: 31 lbs.
 7. Standard bolted, gasketed, gas/water tight composite covers handle 450 lbs. when unit is directly buried and a 2,500 lbs. load when buried in SR16 riser.
 8. Maximum operating temperature 190°F continuous.

- NOTES
1. Listed by IAPMO to ASME grease interceptor standard #A112.14.3 and CSA B481.1.
 2. Factory installed Built-In Flow control.
 3. For gravity drainage applications only. Do not use for pressure applications.
 4. 3/8" thick seamless high density polyethylene walls.
 5. Riser is also available for burial.
 6. Cover placement allows full access to tank for proper maintenance.
 7. Vent not required unless per local code.
 8. Engineered inlet and outlet diffusers are removable to inspect/clean piping.
 9. For on-the-floor or buried applications.
 10. Integral Air Relief / Anti-siphon.
 11. Three outlet options for easy rough in. Unit shipped with outlet diffuser in outlet "B".

DIFFUSION FLOW TECHNOLOGY

The inlet diffuser splits incoming effluent into two paths that utilize the entire liquid volume of the tank for efficient grease separation. The calibrated openings greatly reduce effluent turbulence. The effluent enters the main chamber without disturbing the existing grease or sediment layers.

The integral air relief/anti-siphon in the top of the outlet diffuser allows pressure stabilization within the unit during operation. The bottom of the outlet diffuser allows only effluent which is free of grease to exit the tank. It can easily be attached to any of the three outlets provided to ease jobsite piping layouts.

ENGINEER SPECIFICATION GUIDE

Schier Great Basin™ grease interceptor model GB-25 shall be lifetime guaranteed and made in USA of seamless, rotationally-molded High Density Polyethylene with minimum 3/8" uniform wall thickness. Interceptor shall be furnished for above or below grade installation. Interceptor shall be built in accordance to ASME A112.14.3 (type C), with field adjustable riser system, built-in flow control, built-in test caps and three outlet options. Interceptor flow rate shall be 25 GPM. Interceptor grease capacity shall be 75 lbs. Cover shall provide water/gas-tight seal and have minimum 450 lbs load capacity.

OPTIONS:

- Teleglide field adjustable risers for extending covers to grade
- Male pipe thread connections
- 2" Plain end pipe or male pipe thread connections
- Clamping collar kit



grease interceptors



oil separators



solids interceptors



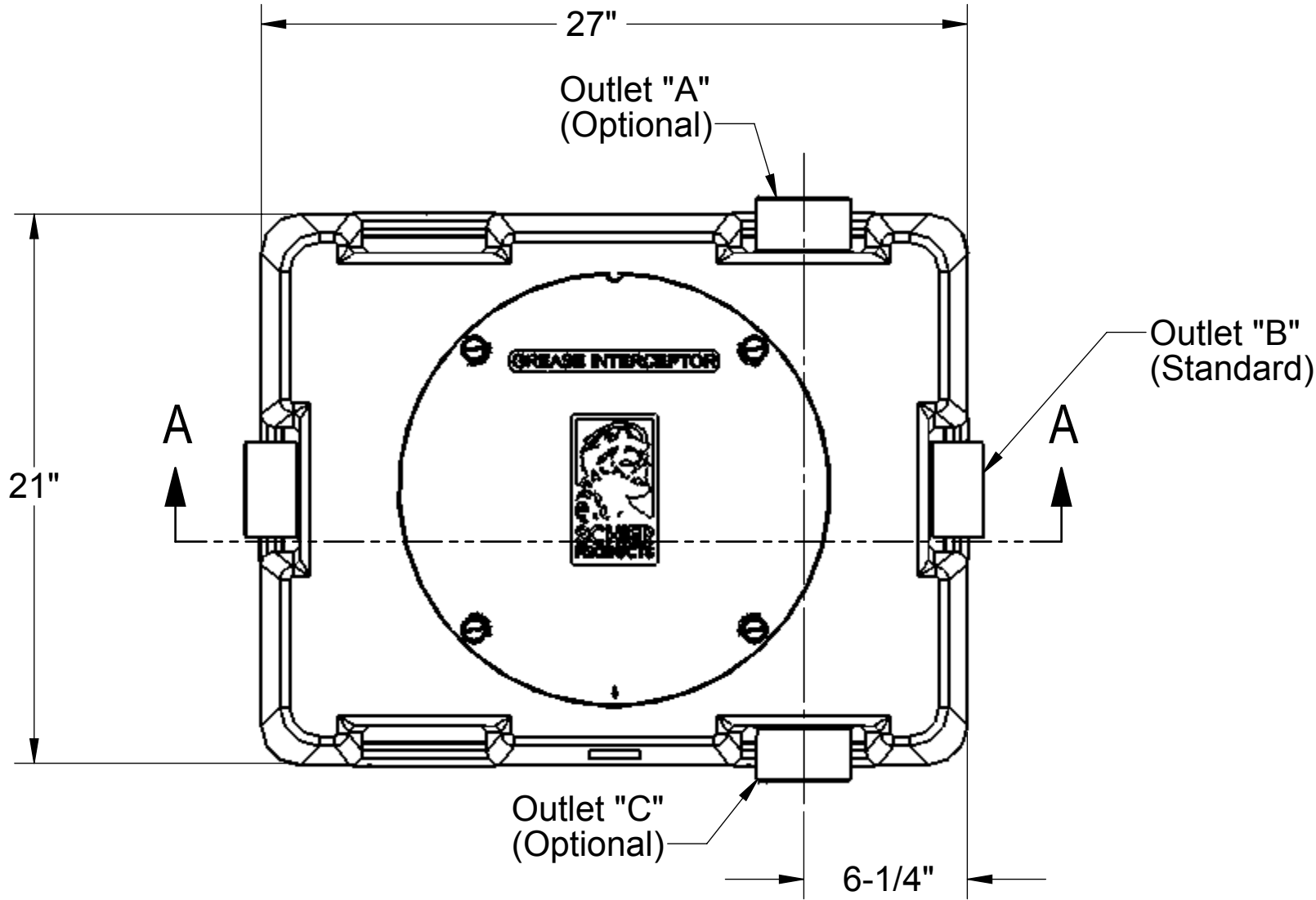
chemical waste tanks



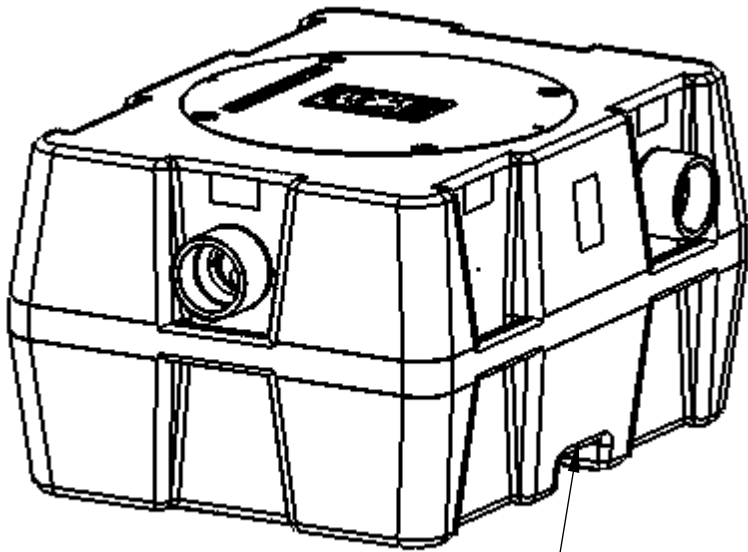
process systems

PROPRIETARY AND CONFIDENTIAL

THE INFORMATION CONTAINED IN THIS DRAWING IS THE SOLE PROPERTY OF SCHIER PRODUCTS. ANY REPRODUCTION IN PART OR AS A WHOLE WITHOUT THE WRITTEN PERMISSION OF SCHIER PRODUCTS IS PROHIBITED.

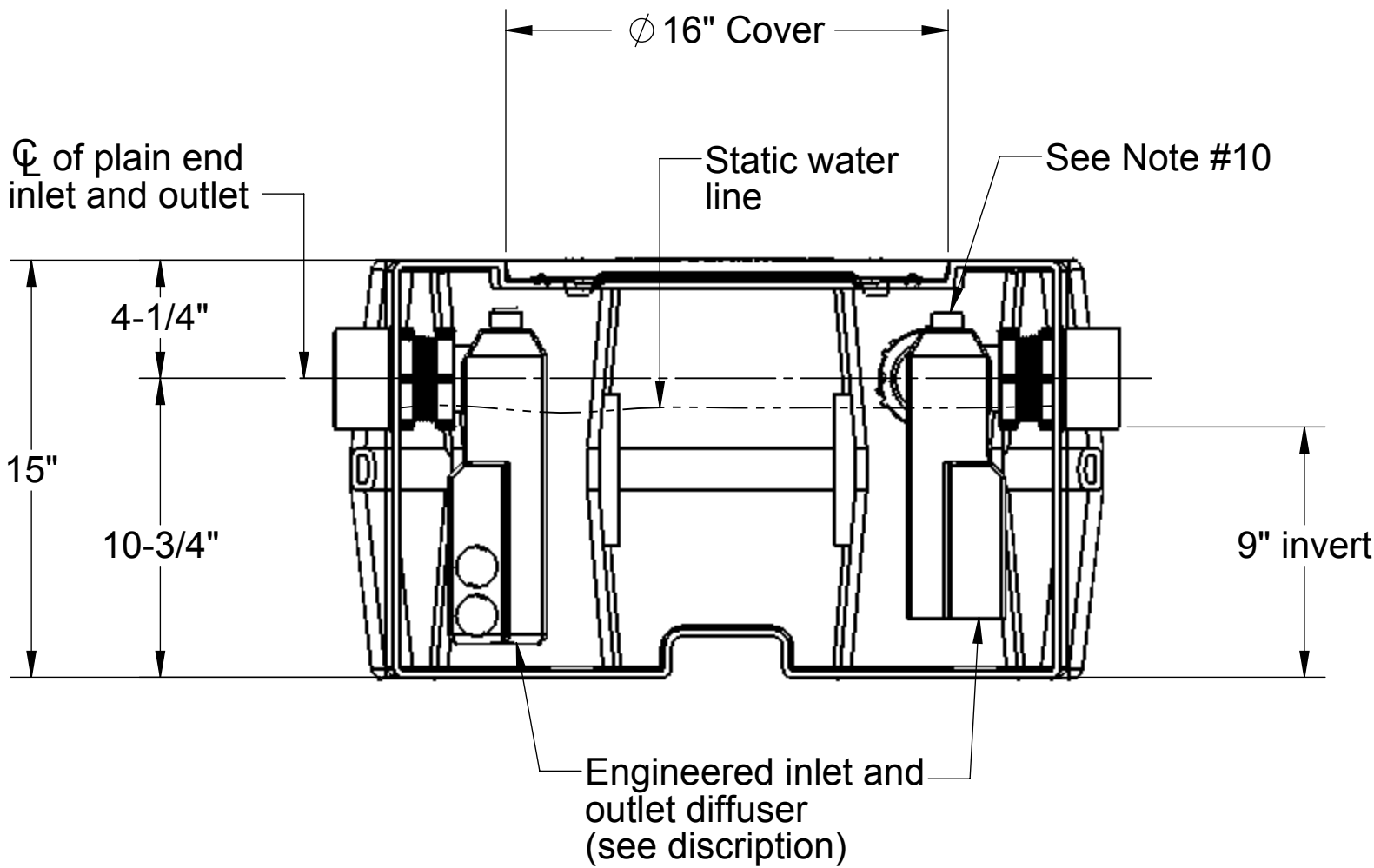


TOP VIEW

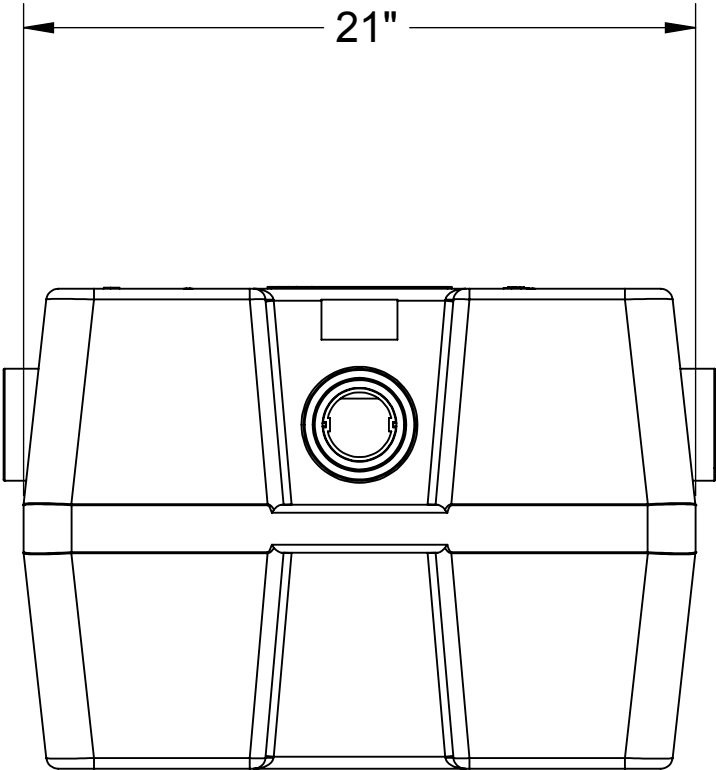


Deep structural reinforcing columns

ISOMETRIC VIEW



SECTION "A-A"



END VIEW

PART NUMBER: GB-25

DESCRIPTION:

GREAT BASIN SERIES POLYETHYLENE GREASE INTERCEPTOR 25 GPM, 22 LIQUID GALLONS, 75 GREASE POUNDS CAPACITY

DWG BY: TEU

DATE: 10/17/11

REV: 1 - 5/3/13

MATL: PE



SPECIFICATION SHEET

Schier Products
9500 Woodend Road
Edwardsville, KS 66111
Tel: 800-827-7119
Fax: 800-827-9664
www.schierproducts.com

Made in the U.S.A



SCHIER
PRODUCTS
Pioneering Drain Line Purity