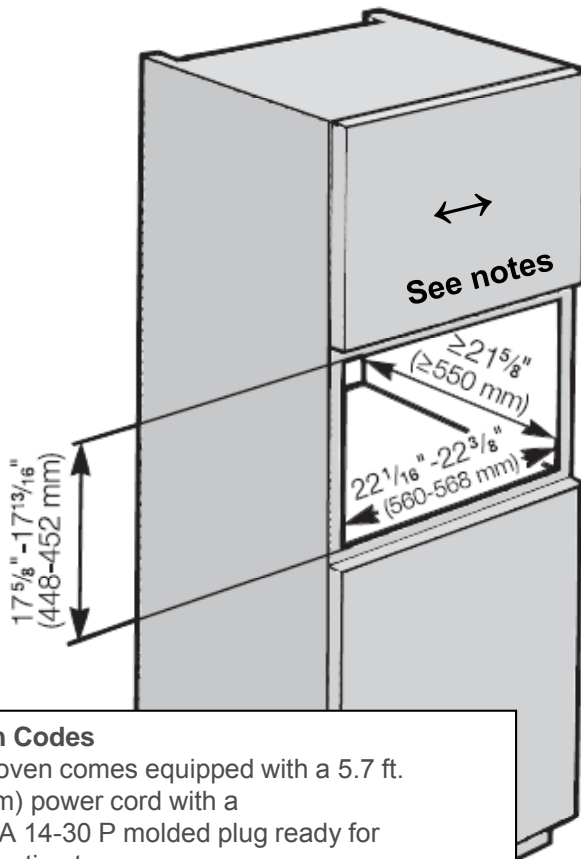


Product and Cut-out Dimensions Convection Microwave Oven

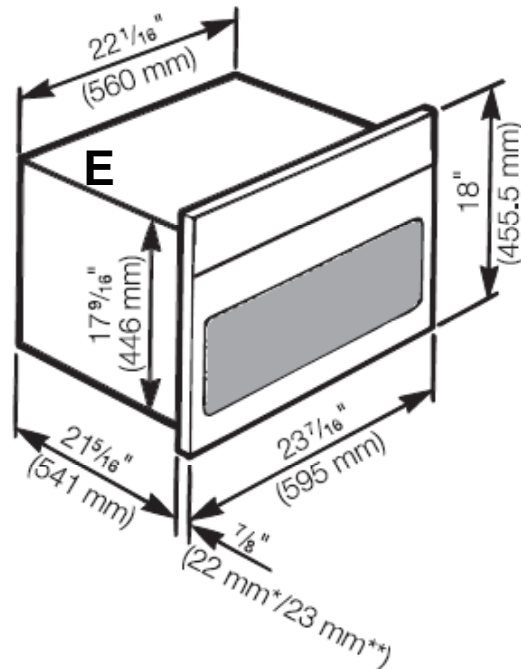
Page 1 of 4

H 4084 MasterChef Classic Design with DS 4045 Signature Series Handle

H 4086 MasterChef Europa Design with DS 4043 Square Series Handle



Miele appliances can be installed flush or proud. Discuss your installation requirements with your architect, designer and installer.



Location Codes

E – The oven comes equipped with a 5.7 ft. (1.7 m) power cord with a NEMA 14-30 P molded plug ready for connection to a:
120/240V, 20 A, 60 Hz power supply
or
120/208V, 20 A, 60 Hz power supply.

O – 2 1/2" ² minimum hole size for plug. Outlet to be installed in adjacent cabinetry

Notes

Width with optional Classic EBA Trim Kits:

22996178USA **EBA 5470** 27 3/8" Width
26" – 26 1/4" Cabinet Cutout

22996179USA **EBA 5476** 29 13/16" Width
28 3/4" – 28 1/2" Cabinet Cutout

Width with optional Europa EBA Trim Kits:

22996191USA **EBA 5570** 27 3/8" Width
26" – 26 1/4" Cabinet Cutout

22996192USA **EBA 5576** 29 13/16" Width
28 3/4" – 28 1/2" Cabinet Cutout

All installations must be done in accordance with local codes.

* Appliances with glass front

** Appliances with metal front

Please view page 4

Note: Drawing is not to scale

Specification Sheets OJS 11112011

Product and Cut-out Dimensions

Page 2 of 4

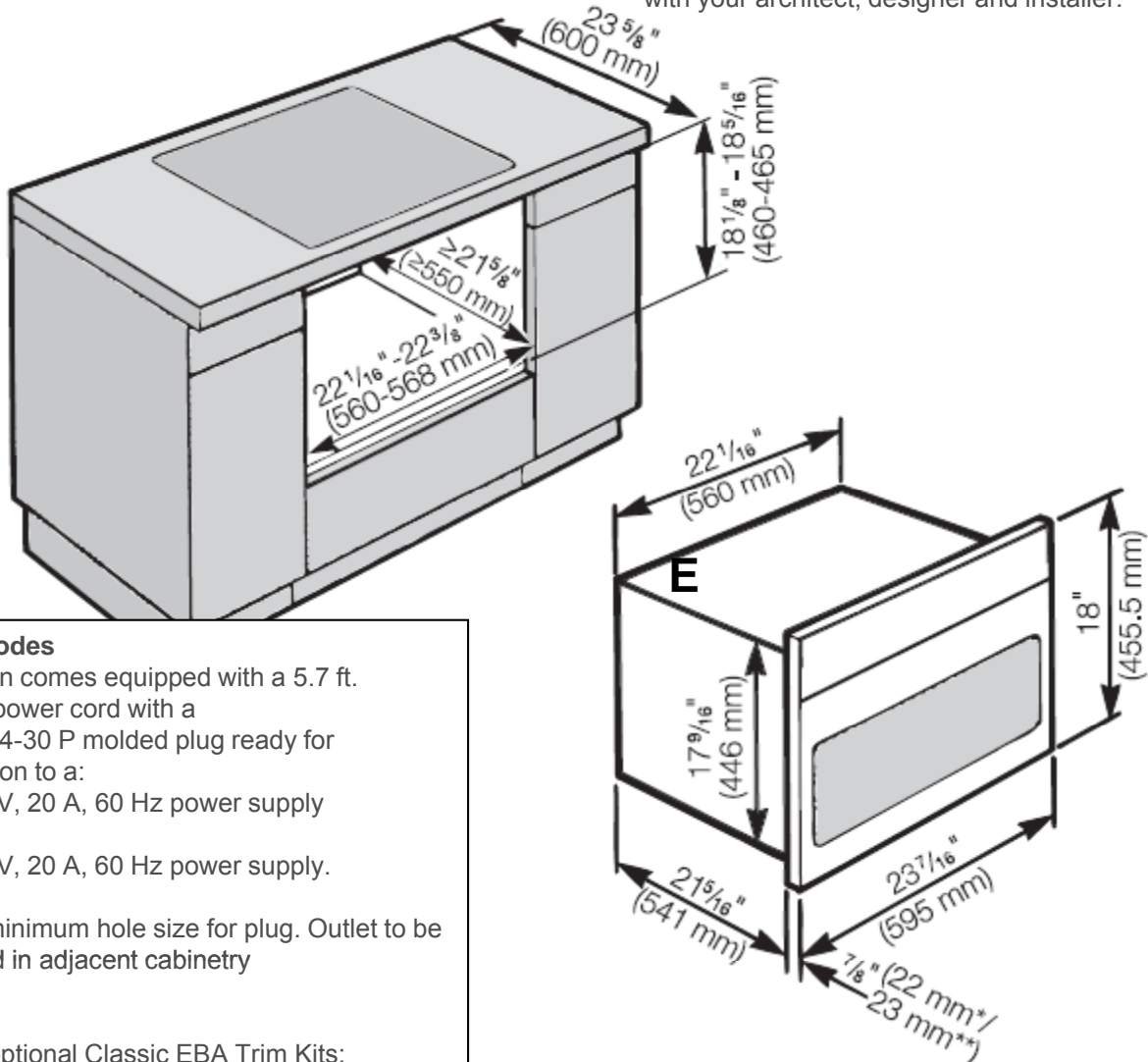
Convection Microwave Oven

H 4084 Classic Design with DS 4045 Signature Series Handle

H 4086 Europa Design with DS 4043 Square Series Handle

When installed under a cooktop regard the installation instructions and dimensions of the cooktop

Miele appliances can be installed flush or proud. Discuss your installation requirements with your architect, designer and installer.



Location Codes

E – The oven comes equipped with a 5.7 ft. (1.7 m) power cord with a NEMA 14-30 P molded plug ready for connection to a:
120/240V, 20 A, 60 Hz power supply
or
120/208V, 20 A, 60 Hz power supply.

O – 2 1/2" ² minimum hole size for plug. Outlet to be installed in adjacent cabinetry

Notes

Width with optional Classic EBA Trim Kits:
22996178USA **EBA 5470** 27 3/8" Width
26" – 26 1/4" Cabinet Cutout
22996179USA **EBA 5476** 29 13/16" Width
28 3/4" – 28 1/2" Cabinet Cutout
Width with optional Europa EBA Trim Kits:
22996191USA **EBA 5570** 27 3/8" Width
26" – 26 1/4" Cabinet Cutout
22996192USA **EBA 5576** 29 13/16" Width
28 3/4" – 28 1/2" Cabinet Cutout

All installations must be done in accordance with local codes.

* Appliances with glass front

** Appliances with metal front

Please view page 4

Note: Drawing is not to scale

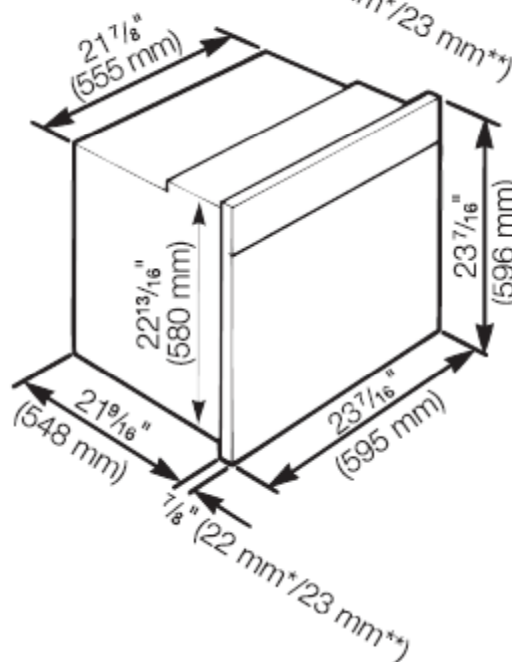
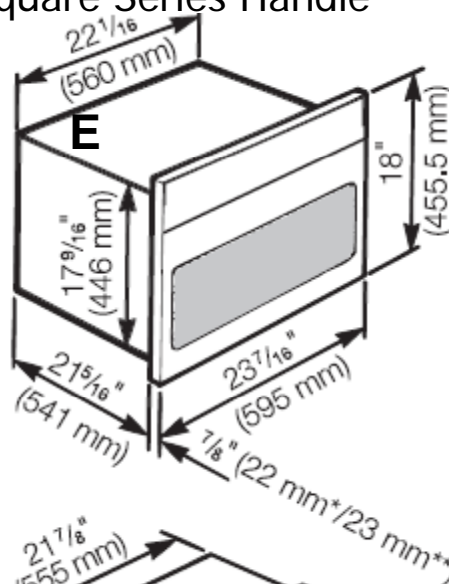
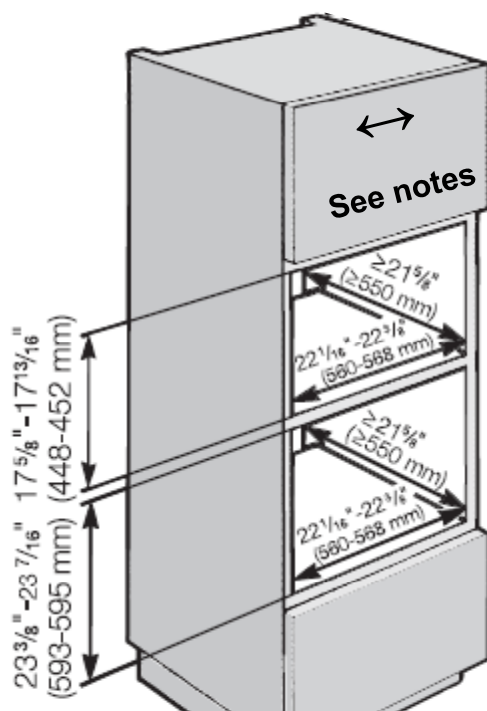
Specification Sheets OJS 11112011

Product and Cut-out Dimensions Convection Microwave Oven

Page 3 of 4

H 4084 Classic Design with DS 4045 Signature Series Handle

H 4086 Europa Design with DS 4043 Square Series Handle



Location Codes

E – The oven comes equipped with a 5.7 ft. (1.7 m) power cord with a NEMA 14-30 P molded plug ready for connection to a:
120/240V, 20 A, 60 Hz power supply
or
120/208V, 20 A, 60 Hz power supply.

O – 2 1/2" ² minimum hole size for plug. Outlet to be installed in adjacent cabinetry

Notes

Width with optional Classic EBA Trim Kits:

22996178USA **EBA 5470** 27 3/8" Width
26" – 26 1/4" Cabinet Cutout

22996179USA **EBA 5476** 29 13/16" Width
28 3/4" – 28 1/2" Cabinet Cutout

Width with optional Europa EBA Trim Kits:

22996191USA **EBA 5570** 27 3/8" Width
26" – 26 1/4" Cabinet Cutout

22996192USA **EBA 5576** 29 13/16" Width
28 3/4" – 28 1/2" Cabinet Cutout

All installations must be done in accordance with local codes.

* Appliances with glass front

** Appliances with metal front

Please view page 4

Note: Drawing is not to scale

Specification Sheets OJS 11112011

Product and Cut-out Dimensions

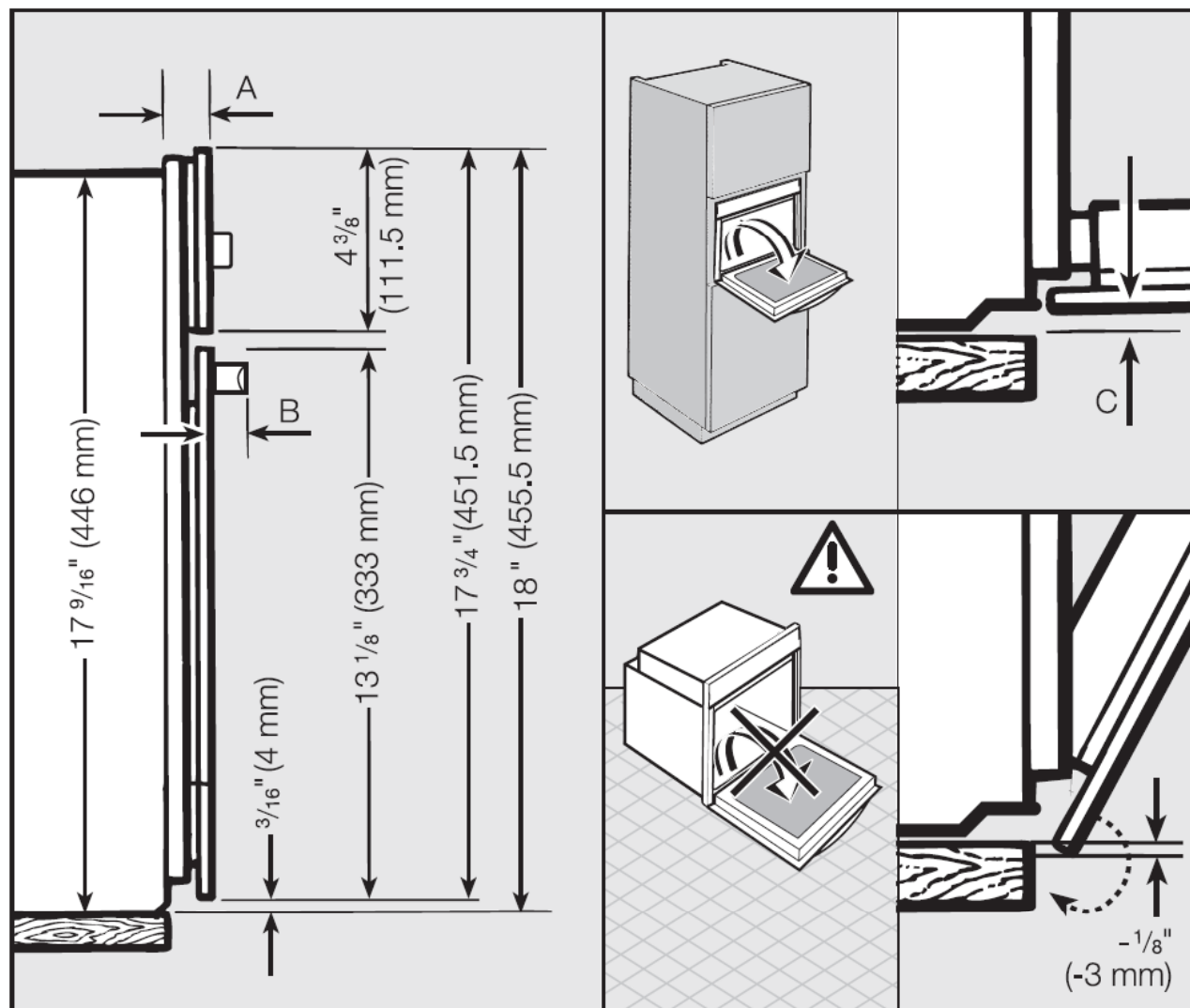
Page 4 of 4

Convection Microwave Oven

H 4084 Classic Design with DS 4045 Signature Series Handle

H 4086 Europa Design with DS 4043 Square Series Handle

Machine front dimensions



A 7/8" (Appliance with glass front: 22 mm / Appliance with metal front: 23 mm)

B H 4084 BM: 2 3/16" (1.5 mm)

H 4086 BM: 1 7/8" (47.5 mm)

C Appliances with glass front: 1/16" (1.5 mm)

Appliances with metal front: 1/32" (0.5 mm)

Note: Drawing is not to scale

Specification Sheets OJS 11112011