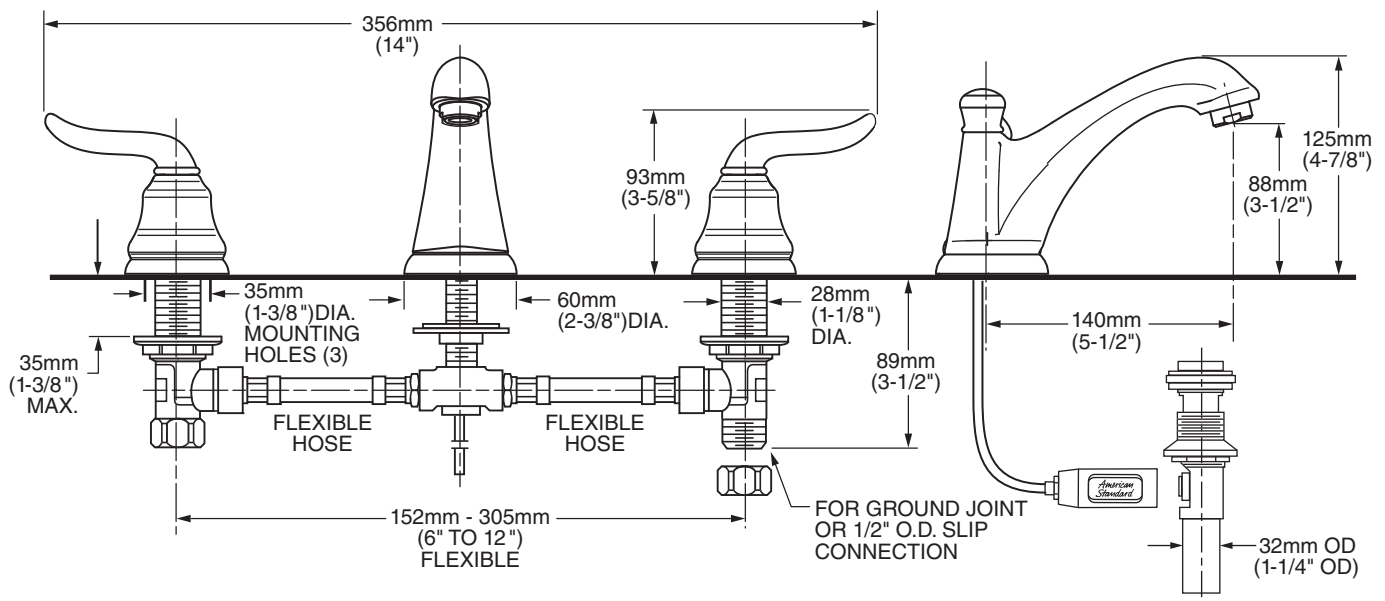




MODEL NUMBER:

- **4508.801 Princeton Widespread**
Metal Speed Connect® Pop-up drain.
Metal Lever handles.



GENERAL DESCRIPTION:

Cast brass valve bodies with flexible hose connections for 6" to 12" (152mm to 305mm) installations. 1/4 turn washerless ceramic disc valve cartridges. Cast brass spout. One-half inch male inlet shanks with brass coupling nuts. 20" (500mm) long flexible stainless steel drain cable is pre-assembled to faucet body. Metal Speed Connect® drain body with 1-1/4 inch (32mm) tail piece. 1.5 gpm/5.7L/min. maximum flow rate.

PRODUCT FEATURES:

Ceramic Disc Valve Cartridges: Assures a lifetime of drip-free performance.

Brass Construction: Durable. Ideal for prolonged contact with water. Provides the finest surface for application of colors and finishes.

Lead Free: Faucet contains ≤ 0.25% total lead content by weighted average.

Exclusive Speed Connect Metal Drain:

- Fewer Parts - installs in less time.
- No adjustments required - seals the first time, every time.
- Flexible stainless steel cable - installs effortlessly in tight spaces.

Choice of Finishes: Wide range of durable finishes.

SUGGESTED SPECIFICATION:

Two handle widespread lavatory faucet shall feature cast brass valve bodies with flexible hose connections for 6" to 12" installations. Shall also feature 1/4 turn washerless ceramic disc valve cartridges. Shall also feature a metal drain body with stainless steel cable actuation. Fitting shall be American Standard Model #4508.801._____.



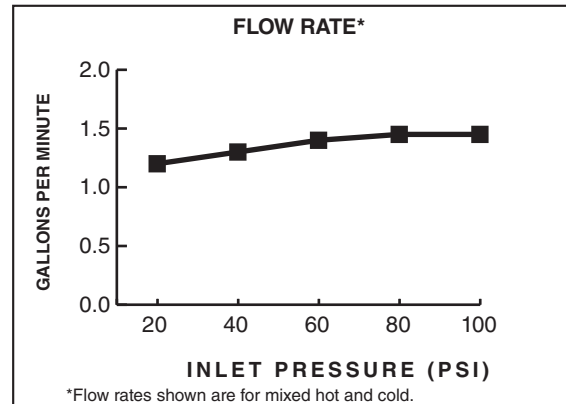
PRINCETON®


TWO-HANDLE WIDESPREAD LAVATORY FAUCET WITH BRASS SPOUT

CODES AND STANDARDS

These products meet or exceed the following codes and standards:

ANSI A117.1
ASME A112.18.1
CSA B 125
NSF 61/Section 9 and Annex G



Product Number	Description	Finish Options		
		Polished Chrome	Oil Rubbed Bronze	Satin Nickel (PVD)
		002	224	295
4508.801	Princeton Widespread with Metal Speed Connect® Pop-up drain. Metal Lever handles. 			

 Meets the American Disabilities Act Guidelines and **ANSI A117.1** Requirements for the physically challenged.

AERATOR MODIFICATIONS***	Parts Suffix**
0.5gpm (1.9Lpm) PCA* Spray	___F05
0.5gpm (1.9Lpm) Vandal Resistant PCA Spray	___V05
1.0gpm (3.8Lpm) PCA Aerator	___F10
1.0gpm (3.8Lpm) Vandal Resistant PCA Aerator	___V10
1.5gpm (5.7Lpm) Vandal Resistant PCA Aerator	___V15

*PCA — Pressure Compensating

To modify a product, add suffix after the 4th digit (ex. 2064F05**101.002)

***Modified product models are **NOT** WaterSense certified.