

Features

- Handshower features contemporary design.
- Advanced spray engine provides three spray functions: wide coverage, intense drenching, and targeted spray.
- Wide-coverage spray produces an encompassing spray for everyday use.
- Intense drenching spray delivers a forceful spray ideal for rinsing soap from hair.
- Targeted spray is a focused stream for targeting sore muscles or use as a utility spray.
- Thumb tab allows for a smooth transition between sprays.
- Spray nozzles cover full area of sprayhead.
- Combination of balance, weight, grip, and angle makes this handshower comfortable and easy to use.
- MasterClean™ sprayface features an easy-to-clean surface that withstands mineral buildup.
- 2.0 gpm (7.6 l/min) maximum flow rate.
- 24-inch slidebar features adjustable mounting brackets for installation flexibility.
- Includes 60-inch ribbon hose.

Material

- KOHLER finishes resist corrosion and tarnishing.
- KOHLER finishes resist corrosion and tarnishing.

Water Conservation & Rebates

- This product can help a building earn Water Efficiency points in LEED® Green Building Rating System.

Recommended Products/Accessories

K-30646 shower filter
K-30647 shower filter replacement
K-23723 Faucet cleaner



OBC

Codes/Standards



ASME A112.18.1/CSA B125.1
EPA WaterSense®
OBC

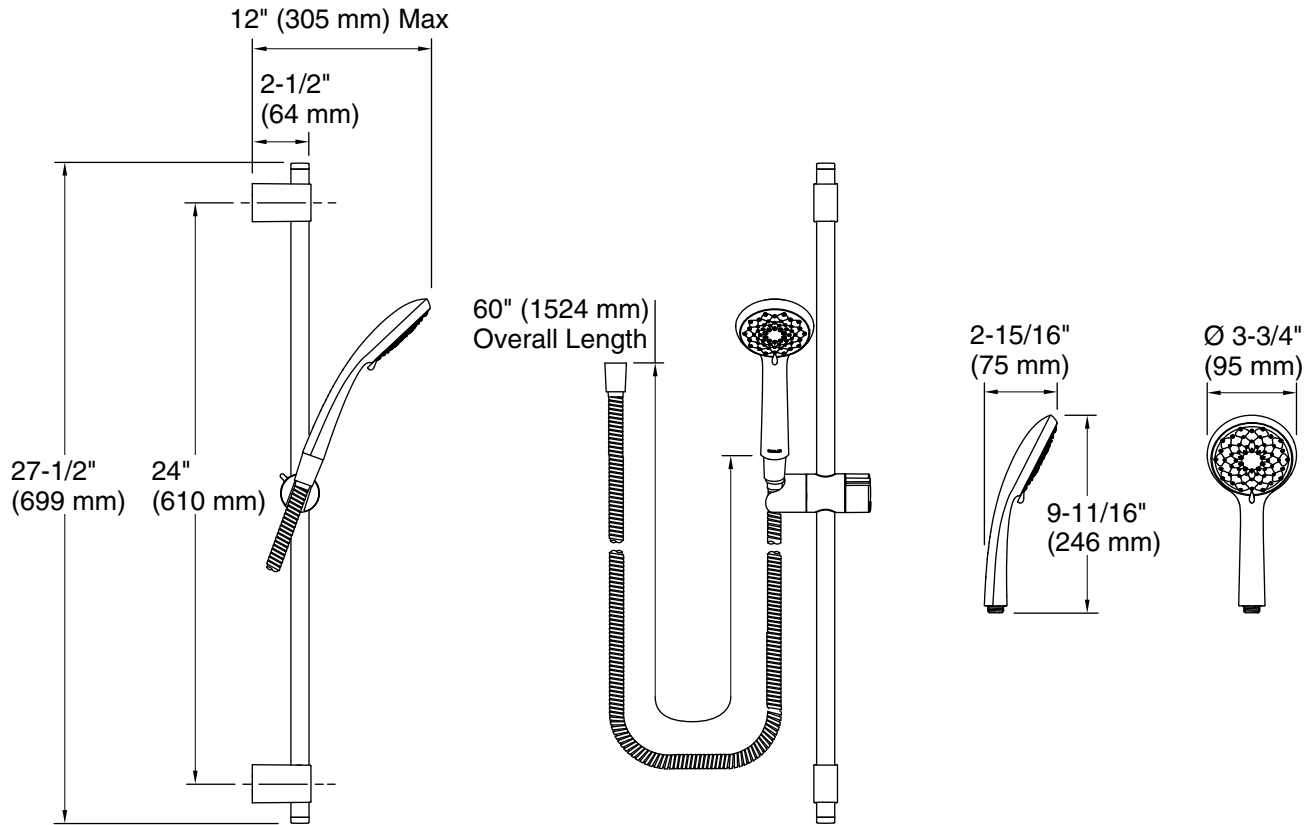
KOHLER® Faucet Lifetime Limited Warranty

See website for detailed warranty information.

Available Colors/Finishes

Color tiles intended for reference only.

Color	Code	Description
	CP	Polished Chrome
	BN	Vibrant® Brushed Nickel



Technical Information

All product dimensions are nominal.

Handshower:

Rated maximum flow: 2 gal/min (7.6 l/min)

Notes

Install this product according to the installation guide.

Mount the slidebar to stud framing or install backing support. For tile or other solid finish surfaces: Predrill mounting holes through surface material only; do not drill into the stud. For drywall surface: No predrill is required.

NOTE: The mounting brackets can be adjusted to align with existing holes for retrofit installations.

OBC compliant when installed to the specific requirements of these regulations.