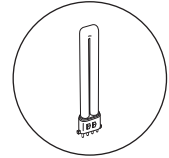


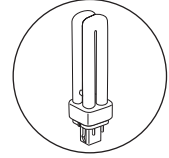
Item Number	ENERGY STAR® Item Description	Unit/Ballast Watts	Initial Lumens	CCT (Kelvin)	CRI	MOL/Height (Inches)	Diameter/Width (Inches)	Base Type	PL Lamps
-------------	----------------------------------	--------------------	----------------	--------------	-----	---------------------	-------------------------	-----------	----------

**TWIN TUBE PL LAMPS, 10,000 HOUR**

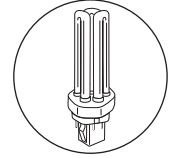
32005	5 Watt 2-Pin Twin Tube	5	250	2700	82	4.1	1.3	G23
32007	7 Watt 2-Pin Twin Tube	7	410	2700	82	5.3	1.3	G23
32009	9 Watt 2-Pin Twin Tube	9	590	2700	82	6.4	1.3	G23
32013	13 Watt 2-Pin Twin Tube	13	800	2700	82	6.9	1.3	GX23
32013IST	13 Watt 2-Pin Twin Tube Instant Start	13	800	2700	82	6.9	1.3	GX23
324132GX7	13 Watt 4-Pin Twin Tube	13	800	2700	82	7.1	1.3	2GX7


**QUAD TUBE PL LAMPS, 10,000 HOUR**

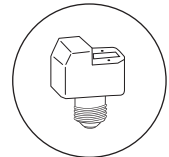
32009Q	9 Watt 2-Pin Quad Tube	9	590	2700	82	4.3	1.4	G23-2
32013Q	13 Watt 2-Pin Quad Tube	13	810	2700	82	5.2	1.4	GX23-2
32013ISQ	13 Watt 2-Pin Quad Tube Instant Start	13	810	2700	82	4.5	1.4	GX23-2
32018Q	18 Watt 2-Pin Quad Tube	18	1150	2700	82	6.0	1.4	G24d-2
32026Q	26 Watt 2-Pin Quad Tube	26	1700	2700	82	6.6	1.4	G24d-3
32413Q	13 Watt 4-Pin Quad Tube	13	875	2700	82	5.2	1.4	G24q-1
32418Q	18 Watt 4-Pin Quad Tube	18	1150	2700	82	6.6	1.4	G24q-2
32426Q	26 Watt 4-Pin Quad Tube	26	1700	2700	82	6.3	1.4	G24q-3
32022Q	22 Watt 2-Pin Quad Tube	22	1350	2700	82	5.8	1.7	GX32D-2
32028Q	28 Watt 2-Pin Quad Tube	28	1800	2700	82	6.5	1.7	GX32D-3


**TRIPLE TUBE PL LAMPS, 10,000 HOUR**

32418T	18 Watt 4-Pin Triple Tube	18	1150	2700	82	4.3	1.4	GX24q-2
32426T	26 Watt 4-Pin Triple Tube	26	1700	2700	82	4.8	1.6	GX24q-3
32432T	32 Watt 4-Pin Triple Tube	32	2000	2700	82	5.5	1.6	GX24q-3
32442T	42 Watt 4-Pin Triple Tube	42	2600	2700	82	6.0	1.6	GX24q-4


**SCREW IN MAGNETIC ADAPTERS, 50,000 HOUR**

10405	5 Watt Center Mount Adapter	5	N/A	N/A	N/A	3.3	2.4	E26
10407	7 Watt Center Mount Adapter	7	N/A	N/A	N/A	3.3	2.4	E26
10409	9 Watt Center Mount Adapter	9	N/A	N/A	N/A	3.3	2.4	E26
10413	13 Watt Center Mount Adapter	13	N/A	N/A	N/A	3.3	2.4	E26
10505	5 Watt Side Mount Adapter	5	N/A	N/A	N/A	3.3	2.4	E26
10507	7 Watt Side Mount Adapter	7	N/A	N/A	N/A	3.3	2.4	E26
10509	9 Watt Side Mount Adapter	9	N/A	N/A	N/A	3.3	2.4	E26
10513	13 Watt Side Mount Adapter	13	N/A	N/A	N/A	3.3	2.8	E26
10413AD	13 Watt Adapter with Reflector Ring	13	N/A	N/A	N/A	4.0	2.3	E26
14513	13 Watt Low Profile Adapter	13	N/A	N/A	N/A	3.0	2.7	E26



800.324.1496 | tcp.com

Compact Fluorescent Lamps

**2010 LAMPS & BALLASTS**  
 Fall/Winter Catalog