

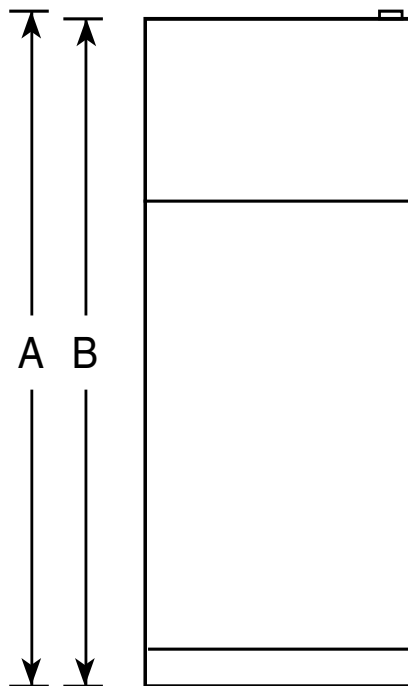
# GTS16DTH

## GE® 15.5 Cu. Ft. Top-Freezer Refrigerator

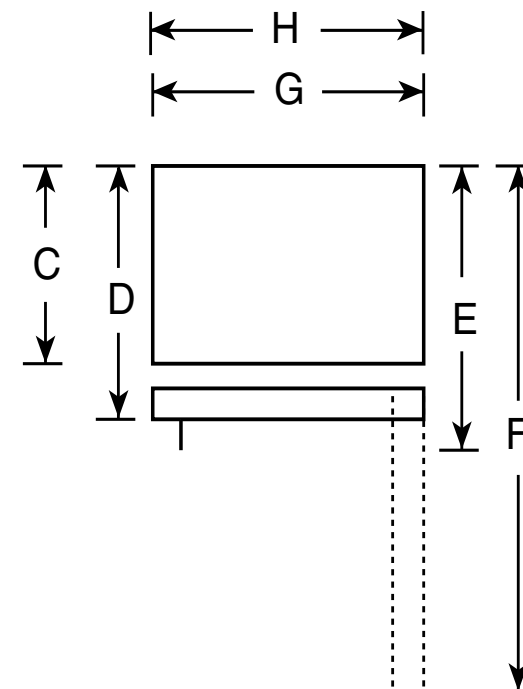
### Dimensions and Installation Information

Overall Dimensions	Height to top of hinge (in.) <b>A</b>	<b>64-3/4</b>
	Height to top of case (in.) <b>B</b>	<b>64-1/4</b>
	Case depth without door (in.) <b>C</b>	<b>25-3/4</b>
	Case depth less door handle (in.) <b>D</b>	<b>29-1/2</b>
	Case depth with door handle (in.) <b>E</b>	<b>31-5/8</b>
	Depth with fresh food door open 90° (in.) <b>F</b>	<b>55-7/8</b>
	Width (in.) <b>G</b>	<b>28</b>
Air Clearances	Width with door open 90° with door handle (in.) <b>H</b>	<b>30-5/8</b>
	Each side (in.)	<b>3/4</b>
	Top (in.)	<b>1</b>
	Back (in.)	<b>2</b>

Front View



Top View



For answers to your Monogram®, Cafe™ Series, Profile™ Series or GE® appliance questions, visit our website at [geappliances.com](http://geappliances.com) or call GE Answer Center® service, 800.626.2000.

Dimension and installation information are shown in inches.



Listed by  
Underwriters  
Laboratories

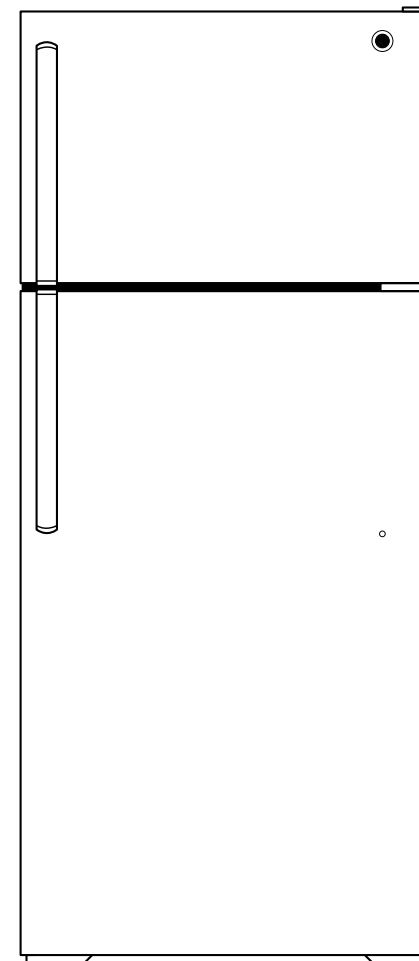


# GTS16DTH

## GE® 15.5 Cu. Ft. Top-Freezer Refrigerator

### Features and Benefits

- Upfront temperature controls - Easy-to-use controls regulate both fresh food and freezer sections
- Full-width and multi-level adjustable wire shelves - Conveniently holds tall or odd-shaped items in the fresh food section
- Adjustable-humidity drawers - Controls helps food stay fresh
- Gallon door storage - Larger items are easily accommodated in the door
- Adjustable wire freezer shelf - Easily adjusts between two positions to accommodate items of all shapes and sizes
- Model GTS16DTHWW - White
- Model GTS16DTHBB - Black



imagination at work