

GSM1800F/60F

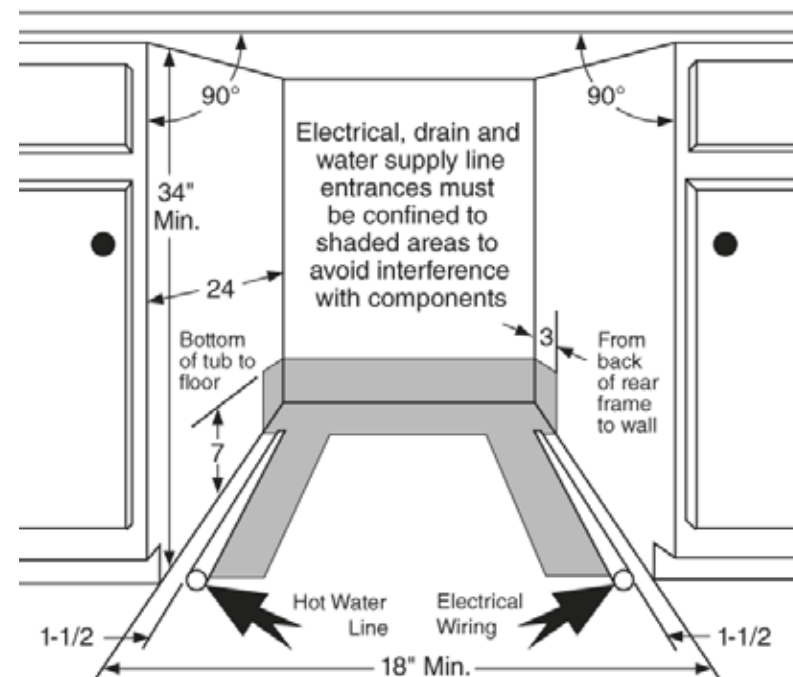
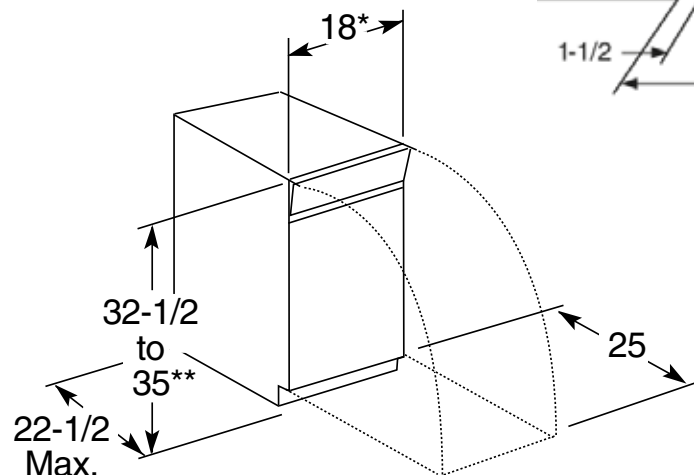
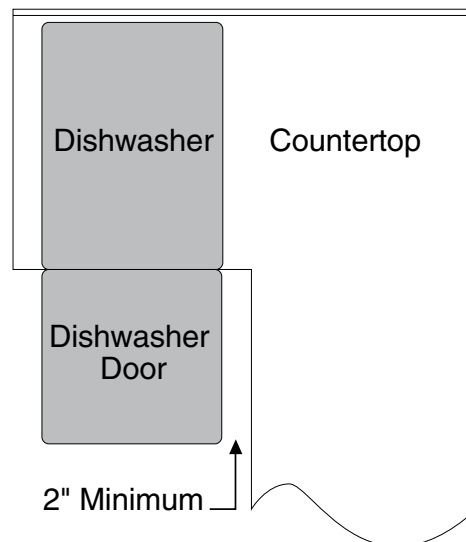
GE® 18" Built-In Dishwasher

Dimensions and Installation Information (in inches)

Electrical Rating

Voltage AC.....120
Hertz.....60
Total connected load amperage.....9.0
Calrod® heater watts max.....550

For use on adequately wired 120-volt, 15-amp circuit having 2-wire service with a separate ground wire. This appliance must be grounded for safe operation.



*Width adjustable from 17-5/8" to 18".
**Meets ADA countertop height requirement of 34".



imagination at work

For answers to your Monogram® or GE appliance questions, visit our website at geappliances.com or call GE Answer Center® service, 800.626.2000.



Listed by
Underwriters
Laboratories

Specification Revised 10/13


350519

GSM1800F/60F

GE® 18" Built-In Dishwasher

Features and Benefits

- Low-profile installation capable - Dishwasher design allows for simple operation and easy access
- Whiteracks - Durable racks are designed to resist rust and secure dishes
- Full-Length Flat Door - Blends almost seamlessly with adjacent cabinetry
- Nylon Racks - Heavy-duty design secures and protects dishes during each cycle
- Removable Upper Rack - Pulls out completely to allow for washing large items
- Pots and Pans Cycle - Scours off burned-on food with hot water and maximum water pressure
- Model GSM1800FWW - White on white
- Model GSM1800FBB - Black on black
- Model GSM1860FSS - Stainless steel



imagination at work